

#PlayUnites Us All

Play as peacekeeper. It's a simple concept with powerful potential. Play teaches us to empathize, to work together, to think outside the box, to accept differences, to roll with the punches—lessons that could change the course of human history.

At Playworld, we've seen it firsthand. Play connects children of all ages and abilities. It rallies communities around common ground. It brings people together from racial, economic, social, and generational divides.

And it all starts with you—with one playground. You can help save play, and in turn, save the world. No matter your budget, needs, or space limitations, this guide will help you find a way to bring play to your community.

The world needs play—now more than ever.

Share your stories at [#PlayUnites](#)







6 Inclusion



New Products **12**



Quality **8**



Components **152**



120
Boulders & Ropes





84 Freestanding

Site Furnishings 140



Early Childhood Playgrounds

22

- 12 New for 2017
- 22 Early Childhood Playgrounds
- 48 School-Age Playgrounds
- 84 Freestanding Products
- 126 Fitness & Wellness
- 140 Site Furnishings
- 152 Components
- 200 Index
- 202 Color Options



Fitness & Wellness

126



T-Rex

122



154 Custom





The world needs play.

We see our work as something bigger than creating playground equipment. Playworld's vision is to advance play worldwide—to offer meaningful, unstructured play experiences that empower, build friendships, promote health, unite communities and change the way people think about play.

And that commitment is behind our every action and interaction. Our products are fueled by the latest market research, in-house play tests, inclusive thinking and customer feedback, and backed by premium materials, extreme torture testing and proven manufacturing processes.

We've never lost sight of the value of play, and we never will. It's what we live for and dedicate our lives to every day.

Don't just imagine . . . EXPERIENCE.

We know. We get it. Trying to envision your new play space on paper can be difficult—What's the scale? How do kids play on it? What colors can I customize? How will it look on my site?

Now you can take select playgrounds on a virtual test run with the **FREE Playworld Mobile App**. Look for the icons below, launch your app and scan to see our products jump off the page!



Videos



Audio Clips




3D Views



Virtual Tours

The digital experience begins here.

Get it now for iOS or Android. Just search for “Interactive Playground” in the app store.



^ FIT IMAGE WITHIN YOUR MOBILE DEVICE CAMERA FRAME ^

A young boy with short brown hair is sitting in a yellow plastic playground structure. He is wearing an orange polo shirt over a blue and white patterned shirt. He has a wide, joyful smile, showing his teeth. He is holding a green toy with a small screen on it. The background is a blurred outdoor setting with trees and a yellow structure.

Behind this smile:

Inclusive Play

**and the real reason you should
design a playground for everyone.**

Why Inclusion?

We could tell you about our stance on inclusion—how we believe in play for people of all ages and abilities; how important it is that everyone shares in the physical, sensory and social benefits of play; and how it's about more than just accessibility.

But nothing is as powerful as hearing it for yourself.

These families shared with us just how grateful they are to have an inclusive playground nearby and why it's a life-changing gift for their children, their families, and the community.

It's about being a part of something.

"Zoe, what's your favorite part of the playground?... Yeah, you like kneeling on the RockR...because you can play with everybody."

—Ashley & daughter, Zoe

It creates empathy.

"This park offers our kids the opportunity to interact with other kids (their typically developing peers), and we all know that if children play together now as kids they grow up and have better relationships and communities as adults..."


—Cindy

It's about the whole family.


"As a parent, I love that it's accessible to everybody...and especially because a child doesn't have to feel different, because they're able to play with other kids. All three (of my kids) can play together and Jayla (who has spina bifida) doesn't have to just sit and watch—that's something we've never had..."

—Chavila

Want to make a difference but don't know where to start? Request a copy of our inclusive brochure or our Inclusive Play Design Guide at

 [Playworld.com/Inclusive](https://www.playworld.com/inclusive)





Nitty-Gritty Details.

**Quality doesn't come
easy, but we live for
precision and perfection.**

Our commitment to play is only as strong as the integrity of our products. That's why we use proven processes, premium materials, and extreme torture testing to deliver superior quality playgrounds. We understand it's a big investment, so we ensure you'll have it for years to come.

We also understand that to save play we have to preserve the earth and its natural play spaces. We measure our real carbon footprint from the point our materials are mined from the earth until the time our products leave the facility. We go above and beyond so that, even after the purchase, our products and packaging are optimized for environmentally responsible management.



Seriously Tough Stuff

- PVC-Free Eco-Armor® Polyethylene Coating
- Shatter-Proof, Rotomolded Plastics
- Strong, Easy-to-Install Clamps
- Triple-Coated, Corrosion-Protected Tubing
- Rust-Defending Primer
- Light-Stable, Fade-Resistant, Durable Paint
- Smooth, Water-Tight Coped Welds
- Laser Cut Metal



**Rust & Fade
Resistance**



**Weight
Loading**



**Impact
Testing**



**Wild Card
Testing**



Industry-Leading Certifications

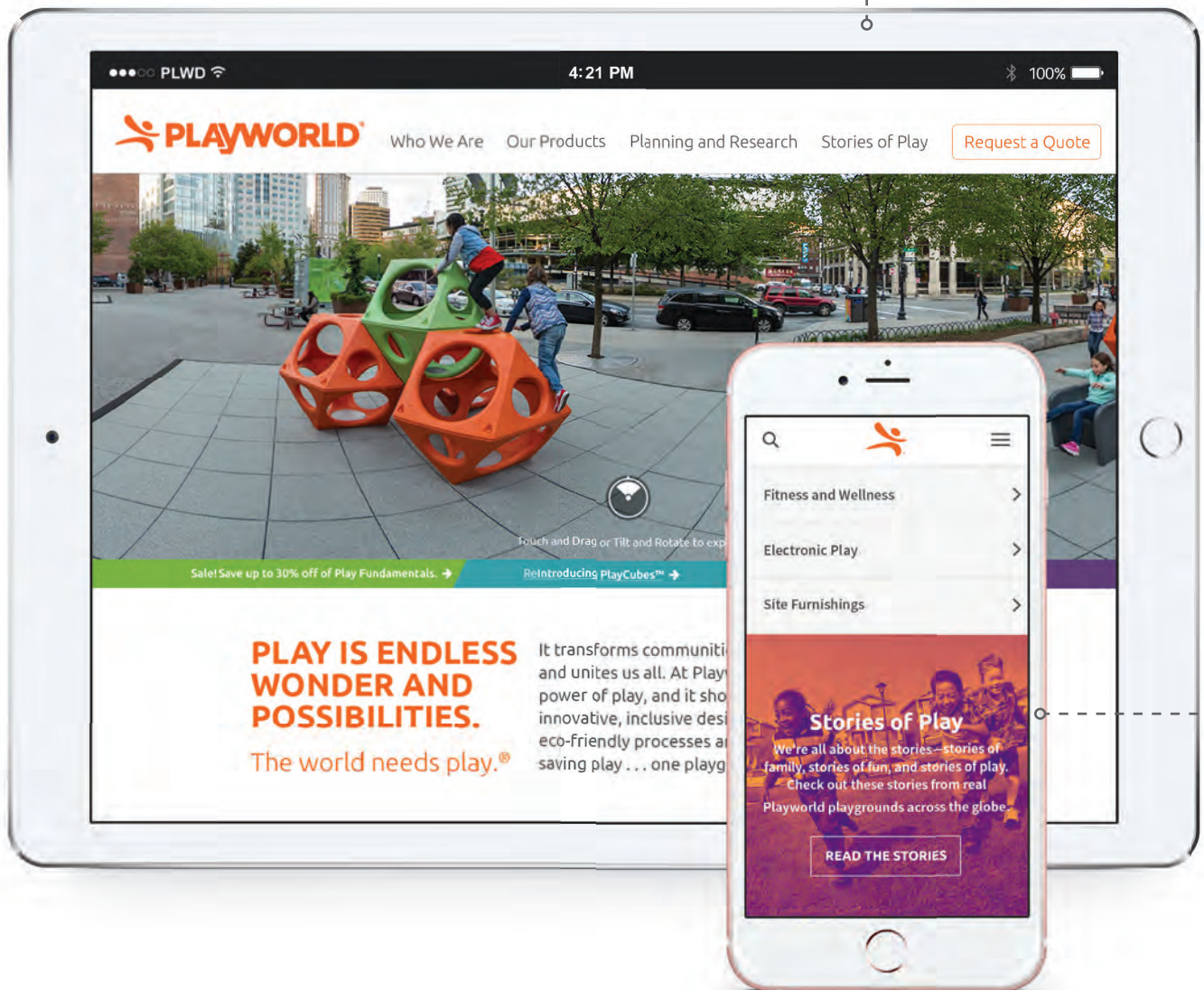
- Cradle to Cradle Certified™ Bronze
A multi-attribute environmental certification system that assesses a product's safety to humans and the environment and design for future life cycles.
- LEED® Green Building Program Certified
The first, and only, playground manufacturer to have its facility certified by the U.S. Green Building Council for Existing Buildings: Operations & Maintenance.

 Playworld.com/Quality



Easy. Detailed. Engaging.

Meet the new [Playworld.com](https://www.playworld.com)



Website Features

- Responsive, user-friendly mobile website
- Exclusive crowdfunding program to raise money for your new playground
- Detailed, premium, new product content
- Streamlined product browsing and searching
- Resources, photos and real stories of play from your specific industry
- Quick access to the latest product promotions and discounts
- Simplified actionable process: request a quote or locate a representative
- Extensive library of publications available for online viewing or ordering
- Many products in 3D, with quick access to CAD files





We've changed what play looks like to get people talking—to get them to reconnect with each other and the world around them—to unite them in physical, freewheeling play.



New for 2017

- 14 PlayCubes™
- 16 Unity® Connect
- 18 Nature-Inspired
- 20 Exciting Additions

New for 2017

PlayCubes™

Geometry is a universal language. So is play.



These iconic, irresistible cubes transform any space into a playable art installation—sparking discussion, imagination and exploration with undefined paths of play and negative space.

Redesigned in collaboration with architect Richard Dattner, PlayCubes offer more physical, social and cognitive play than ever before as kids climb in, on and through.

Check out PlayCubes playgrounds, starting on page 52.

 [Playworld.com/PlayCubes](https://www.playworld.com/PlayCubes)



New for 2017

Unity[®] Connect


It's time to meet and move.
Here. Now. Together.



This towering, modern play system invites older kids back to the playground to engage in more face-to-face interactions and physical activity.

A distinctive A-frame and 20 unique play components make it easy to customize Connect to your needs. Baskets, hoops, and treads provide areas for gathering and sharing stories, while networks of rope create dynamic, unpredictable challenge as more kids join in on the fun.

Check out Unity Connect playground ideas, starting on page 54.

 Playworld.com/UnityConnect



New for 2017

Nature-Inspired Components

Influenced by natural elements, built for maximum performance.

Reintroduce kids to the great outdoors in a familiar, friendly way with durable nature-inspired products that mimic natural textures, colors and scale.

Made of glass fiber reinforced concrete (GFRC), these products provide a safer, long-lasting, and kid-optimized experience. From wood stumps and logs to stone pillars and boulders, these components blend seamlessly into your space and the surrounding landscape.

See our entire selection of nature-inspired components on page 168.





Little Ridge



Stump Climber



Oak Trunk



*Log Pillars
(Stone Pillars also available)*



Wood Pile

New for 2017

Exciting Additions

Looking to refresh your space? These new, innovative freestanding products add endless play value to your playground.

Swing Along

Children under 5 can play and connect face-to-face with a sibling, parent or caregiver on this multigenerational swing. A sleek, modern design allows for easy access, while a deep seat with suspension in front of the toddler provides extra support. Close proximity seating allows caregivers to reach out to the child and encourages social, emotional and language development as they share in a calming, free-flying experience.

See page 101 for more details.



NEOS® Arc

Everyone's favorite electronic playground has taken on a new form. Less than half the size of NEOS 360, this sleek version packs just as much excitement and physical fun. The arc shape enables you to position NEOS wherever you wish, so you can make the most of your play space layout.

See page 87 for more details.



Unity® SpinR

This reimagined whirl with angled sides and optional inclusive seats lets children of all ages and abilities come together to spin, climb or just relax. Outward-facing seats at transfer height have an inward pitch that supports children with poor trunk control, with the option to add your own support belt. Kids learn to cooperate to make SpinR rotate, while challenging themselves to jump, surf, stand, lay or hang as the world swirls into a colorful blur.

See page 97 for more details.

A close-up photograph of a young child's face and hands. The child's face is partially visible through a circular opening in a large, colorful structure made of overlapping, textured fabric panels in shades of red, yellow, and green. The child's hands are reaching out and touching the green fabric. The lighting is bright and natural, highlighting the textures of the fabric and the child's skin.

Let them learn through play. These bright colors, fun textures, and creative spaces will promote curiosity, whole child development and hours of laughter in pint-sized play explorers.



Early Childhood

- 24 Infant Play
- 25 Toddler Play
- 26 Whimsical Playgrounds
- 28 Pretend Playgrounds
- 34 Modern Playgrounds
- 36 Urban Playgrounds
- 38 Themed Playgrounds
- 42 Classic Playgrounds
- 46 PlaySimple® Playgrounds

Infant Play

Early Childhood

Infant Fun Centers help little ones develop stronger bodies as they learn to stand, balance, and walk, as well as foster cognitive and sensory skills. Easy to assemble and move; perfect for either indoor or outdoor use.



FirstPlay™ Infant Fun Center AGES: 6-23mos

ZZPD5236

- Fun activity center caters to crawlers and walkers alike, offering bright colors and distinct textures to entertain babies
- Choose from the color palettes shown
- Removable panels make it easy to clean



Twelve developmentally appropriate activities including a Winding Ball Track, Colorful Counting and Sorting Activities, Artwork Frame and more!

FirstPlay Color Palettes:



Infant Fun Center AGES: 6-23mos

ZZPD5051

- Nautically themed play center features spinning sea shapes and shatterproof, non-glass mirror
- Colors as shown



Description	Item Number	Ages	Space Required*	Size	Fall Height	Play Events	Child Capacity*	Install Hours	Weight	ADA	ASTM F2073	CP-SC, Pub. 325	CAN/CSA Z2614	EN1176
FirstPlay™ Infant Fun Center	ZZPD5236	6-23mos	12' 4" x 11' 6" (3,77m x 3,49m)	5' 6" x 6' 4" x 2' 5" (1,68m x 1,94m x 0,75m)	0' 9" (0,23m)	12	8	1	142 lbs (65 kg)	•	•			
Infant Fun Center	ZZPD5051	6-23mos	12' 6" x 9' 3" (3,81m x 2,82m)	6' 5" x 3' 0" x 1' 11" (1,96m x 0,91m x 0,59m)	0' 6" (0,15m)	5	6	2	187 lbs (85 kg)	•	•			

*Child capacity numbers provided for your reference using our professional judgment as no current industry standard exists.

FirstPlay Color Palettes:



Wee-walkers will be drawn to our unique playgrounds with colorful components that let them step, slide, peek, discover, and pretend—everything little ones love to do most.

Design #5 AGES: 6-23 months
FP-525



Design #3 AGES: 6-23 months
FP-515



Design #8 AGES: 6-23 months
FP-540



Design #7 AGES: 6-23 months
FP-535

See more designs at PlayExplorers.com/FirstPlay

Description	Item Number	Ages	Space Required*	Size	Fall Height	Play Events	Child Capacity*	Install Hours	Weight					
										ADA	ASTM F2373	CPSC Pub. 225	CAV/GS&K-71514	EN1176
Design #5 FirstPlay™ Toddler	FP-525	6-23 months	18' 6" x 14' 7" (5,64m x 4,44m)	12' 6" x 8' 7" x 5' 0" (3,81m x 2,62m x 1,52m)	1' 6" (0,46m)	6	9	2.5	191 lbs (87 kg)	•				
Design #8 FirstPlay™ Toddler	FP-540	6-23 months	21' 6" x 13' 8" (6,55m x 4,17m)	15' 6" x 7' 8" x 5' 0" (4,72m x 2,34m x 1,52m)	1' 6" (0,46m)	8	14	4.25	330 lbs (150 kg)	•				
Design #3 FirstPlay™ Toddler	FP-515	6-23 months	14' 9" x 14' 6" (4,5m x 4,42m)	8' 8" x 8' 7" x 5' 0" (2,64m x 2,62m x 1,52m)	1' 6" (0,46m)	4	6	2.5	140 lbs (64 kg)	•				
Design #7 FirstPlay™ Toddler	FP-535	6-23 months	25' 3" x 15' 1" (7,7m x 4,6m)	19' 3" x 9' 1" x 5' 0" (5,87m x 2,77m x 1,52m)	1' 6" (0,46m)	9	17	4.75	366 lbs (166 kg)	•				

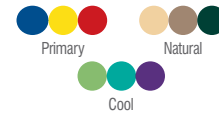
*Space required based on indoor/outdoor supervised setting.

Whimsical Playgrounds

Early Childhood

These playfully unique playgrounds are more than just fun for kids—they're good for them, too! Every activity focuses on essential physical, social and intellectual stimulation needed for their development.

Fun Centers® Color Palettes:



Design #5 AGES: 2-5
FC02-708



Design #1 AGES: 2-5
FC02-700



Design #2 AGES: 2-5
FC02-702

Description	Item Number	Ages	Space Required	Size	Fall Height	Play Events	Child Capacity*	Install Hours	Weight					
										ADA	ASTM F1487	CPSC Pub 325	CAN/CSA-Z614	EN1176
Design #5 Fun Centers™	FC02-708	2-5	27' 5" x 29' 0" (8,36m x 8,84m)	15' 5" x 17' 0" x 11' 8" (4,7m x 5,18m x 3,56m)	4' 0" (1,22m)	9	20	16	1367 lbs (620 kg)	•	•	•	+	+
Design #1 Fun Centers™	FC02-700	2-5	22' 2" x 21' 1" (6,76m x 6,43m)	10' 2" x 9' 1" x 10' 4" (3,1m x 2,77m x 3,15m)	3' 0" (0,91m)	4	8	8	694 lbs (315 kg)	•	•	•	+	+
Design #2 Fun Centers™	FC02-702	2-5	22' 2" x 22' 5" (6,76m x 6,83m)	10' 2" x 10' 5" x 10' 4" (3,1m x 3,18m x 3,15m)	3' 0" (0,91m)	4	8	10.5	755 lbs (343 kg)	•	•	•	+	+

*Child capacity numbers provided for your reference using our professional judgment as no current industry standard exists.



Design #7 AGES: 2-5
FC02-712



Design #3 AGES: 2-5
FC02-704



Design #4 AGES: 2-5
FC02-706

See more designs at [PlayExplorers.com/FunCenters](https://www.playexplorers.com/FunCenters)

Description	Item Number	Ages	Space Required	Size	Fall Height	Play Events	Child Capacity*	Install Hours	Weight					
										ADA	ASTM F1487	CPSC Pub. 325	CAN/CSA-Z914	EN1176
Design #7 Fun Centers™	FC02-712	2-5	29' 5" x 36' 10" (8,97m x 11,23m)	17' 5" x 24' 10" x 11' 8" (5,31m x 7,57m x 3,56m)	4' 0" (1,22m)	11	24	24	1987 lbs (901 kg)	•	•	•	+	+
Design #4 Fun Centers™	FC02-706	2-5	25' 5" x 26' 0" (7,75m x 7,92m)	13' 5" x 14' 0" x 11' 8" (4,09m x 4,27m x 3,56m)	4' 0" (1,22m)	4	11	10.5	1000 lbs (454 kg)	•	•	•	+	+
Design #3 Fun Centers™	FC02-704	2-5	22' 4" x 26' 0" (6,81m x 7,92m)	10' 4" x 14' 0" x 11' 8" (3,15m x 4,27m x 3,56m)	4' 0" (1,22m)	4	11	10.5	865 lbs (393 kg)	•	•	•	+	+

All playgrounds shown are in-ground mount and available as surface mount. Additional ground level components may be required for ADA and ASTM compliance.

Pretend Playgrounds: PlayTown

Early Childhood



Children learn through play. PlayTown activities are designed to reinforce classroom learning in an imaginative outdoor setting, while encouraging cooperation.

A. Fire House AGES: 2-5
ZZXX0471

B. Music Store AGES: 2-5
ZZXX0475

C. Fire Truck AGES: 2-5
ZZXX0470

D. Fire Hose Climber AGES: 2-5
ZZXX0472

Trike Path Signs AGES: 2-5



1



2



3



4



5



6

1. Traffic Light ZZPD3450

2. Accessible Sign ZZPD3400

3. School Zone Sign ZZPD3410

4. Speed Limit 5 Sign ZZPD3390

5. Stop Sign ZZPD3370

6. Yield Sign ZZPD3380



Nature Station AGES: 2-5
ZZXX0476

Description	Item Number	Ages	Space Required	Size	Fall Height	Play Events	Child Capacity*	Install Hours	Weight	ADA	ASTM F1487	CPSC Pub. 325	CAI/CSA-22614	EN1176
PlayTown Fire House	ZZXX0471	2-5	-	4' 0" x 6' 9" x 6' 3" (1,22m x 2,06m x 1,91m)	-	9	7	6.5	233 lbs (106 kg)	•	•	•	•	•
PlayTown Music Store	ZZXX0475	2-5	-	4' 0" x 6' 9" x 6' 6" (1,22m x 2,06m x 1,98m)	-	7	7	5	230 lbs (105 kg)	•	•	•	•	•
PlayTown Fire Truck	ZZXX0470	2-5	-	4' 7" x 4' 0" x 6' 6" (1,4m x 1,22m x 1,98m)	-	4	5	3	227 lbs (103 kg)	•	•	•	•	•
PlayTown Fire Hose Climber	ZZXX0472	2-5	-	4' 10" x 1' 6" x 1' 8" (1,47m x 0,46m x 0,51m)	-	1	2	2.5	48 lbs (22 kg)	•	•	•	•	•
PlayTown Nature Station	ZZXX0476	2-5	-	4' 6" x 4' 0" x 6' 8" (1,37m x 1,22m x 2,03m)	-	5	4	4	225 lbs (103 kg)	•	•	•	•	•

*Child capacity numbers provided for your reference using our professional judgment as no current industry standard exists.

28 All play equipment must be installed over an impact-absorbing surface. +CSA and EN compliant versions available. See your Playworld representative for more information.



E

F

E. School House AGES: 2-5
ZZXX0473

F. Playground AGES: 2-5
ZZXX0474



Play House AGES: 2-5
ZZXX0481



Gas Station AGES: 2-5
ZZXX0477



Toll Booth AGES: 2-5
ZZXX0478

Description	Item Number	Ages	Space Required	Size	Fall Height	Play Events	Child Capacity*	Install Hours	Weight					
										ADA	ASTM F1487	CPSC Pub. 325	CAN/CSA-Z65.14	EN1176
PlayTown School House	ZZXX0473	2-5	-	8' 8" x 3' 6" x 5' 7" (2,64m x 1,07m x 1,7m)	-	12	9	6.5	398 lbs (181 kg)	•	•	•	•	•
PlayTown Playground	ZZXX0474	2-5	21' 7" x 20' 1" (6,58m x 6,12m)	9' 7" x 8' 1" x 7' 10" (2,92m x 2,46m x 2,39m)	2' 8" (0,81m)	5	7	7.5	448 lbs (204 kg)	•	•	•	+	•
PlayTown Play House	ZZXX0481	2-5	-	4' 2" x 4' 2" x 5' 11" (1,27m x 1,27m x 1,8m)	-	2	4	3	163 lbs (74 kg)	•	•	•	•	•
PlayTown Gas Station	ZZXX0477	2-5	-	3' 10" x 4' 2" x 5' 4" (1,17m x 1,27m x 1,62m)	-	5	5	4	109 lbs (50 kg)	•	•	•	•	•
PlayTown Toll Booth	ZZXX0478	2-5	-	2' 3" x 4' 2" x 5' 4" (0,69m x 1,27m x 1,62m)	-	2	2	2.5	71 lbs (33 kg)	•	•	•	•	•

All playgrounds shown are in-ground mount and available as surface mount.

Pretend Playgrounds: QuBits™


Early Childhood

Pretend play might seem simple, but it's actually a complex, crucial skill builder for developing children. Inspired by the open-ended wonder of building blocks, QuBits™ foster imaginative and dramatic play with their endless possibilities. Climb block mountains, jump across block islands, or hide inside the block caves—these cubes can be anything and everything.



QuBits™ Mini Mountains

QB-1603 • AGES: 2-12




QuBits™ Knobs

QB-1608 • AGES: 2-12

Description	Item Number	Ages	Space Required	Size	Fall Height	Play Events	Child Capacity*	Install Hours	Weight					
										ADA	ASTM F1487	CPSC Pub.325	CAN/CSA Z614	EN1176
Mini Mountains QuBits™	QB-1603	2-12	21' 0" x 20' 0" (6,4m x 6,1m)	9' 0" x 8' 0" x 4' 0" (2,74m x 2,44m x 1,22m)	4' 0" (1,22m)	2	12	18.75	453 lbs (206 kg)	•	•	•	•	•
Knobs QuBits™	QB-1608	2-12	20' 0" x 19' 0" (6,1m x 5,79m)	8' 0" x 7' 0" x 3' 0" (2,44m x 2,13m x 0,91m)	3' 0" (0,91m)	4	7	12	211 lbs (96 kg)	•	•	•	•	•

*Child capacity numbers provided for your reference using our professional judgment as no current industry standard exists.



QuBits™ Ridge

QB-1607 • AGES: 2-12



Description	Item Number	Ages	Space Required	Size	Fall Height	Play Events	Child Capacity*	Install Hours	Weight	Compliance				
										ADA	ASTM F1497	CRSCE Pub. 2925	CAV/CSA-73514	EN 1176
Ridge QuBits™	QB-1607	2-12	20' 0" x 16' 0" (6,1m x 4,88m)	8' 0" x 4' 0" x 4' 0" (2,44m x 1,22m x 1,22m)	4' 0" (1,22m)	3	9	12.5	280 lbs (127 kg)	•	•	•	•	•

All playgrounds shown are in-ground mount and available as surface mount.

Pretend Playgrounds

Early Childhood

Themed, pretend play stations don't have to be elaborate custom creations. With standard products, the right color choices, and a few extra details, you can spark hours of social and creative role play. Kids can be cowboys in the wild west or farmers as they ride horses and chase down tumbleweeds, or they can put on their firefighter hat and save the day!



**NEW
2017**

Playspace Idea Barnyard Round-Up

IDEA-1701 • AGES: 2-5



**NEW
2017**

Playspace Idea Westward Ho

IDEA-1702 • AGES: 2-5

Description	Item Number	Ages	Space Required	Size	Fall Height	Play Events	Child Capacity*	Install Hours	Weight					
										ADA	ASTM F1487	CPSC Pub. 325	CAN/CSA Z2614	EN1176
Barnyard Round-Up Playspace Idea	IDEA-1701	2-5	43' 6" x 28' 10" (13,26m x 8,79m)	12' 5" x 7' 6" x 9' 9" (3,79m x 2,29m x 2,97m)	4' 1" (1,24m)	9	15	22.25	1230 lbs (558 kg)	•	•	•	•	•
Westward Ho Playspace Idea	IDEA-1702	2-5	51' 1" x 33' 8" (15,57m x 10,26m)	38' 5" x 24' 6" x 6' 4" (11,71m x 7,47m x 1,93m)	2' 0" (0,61m)	7	27	38	2387 lbs (1083 kg)	•	•	•	+	+

*Child capacity numbers provided for your reference using our professional judgment as no current industry standard exists.

All play equipment must be installed over an impact-absorbing surface. +CSA and EN compliant versions available. See your Playworld representative for more information.



**Walker Homesite Park
Windsor, Ontario, Canada**

To honor a local history of farming, the city selected a farm-themed destination playground—designed with mostly standard components and custom tractor panels.



Playspace Idea Fire Rescue

IDEA-1603 • AGES: 2-5

Description	Item Number	Ages	Space Required	Size	Fall Height	Play Events	Child Capacity*	Install Hours	Weight	ADA	ASTM F1497	CRSCE Pub. 2925	CAN/CSA Z654-EN 1176
Fire Rescue Playspace Idea	IDEA-1603	2-5	39' 6" x 36' 0" (12,04m x 10,97m)	26' 4" x 22' 10" x 6' 3" (8,03m x 6,96m x 1,91m)	5' 0" (1,52m)	4	26	28	1459 lbs (662 kg)	•	•	•	•

All playgrounds shown are in-ground mount and available as surface mount.

Modern Playgrounds

Early Childhood

Don't sacrifice form for function. These preconfigured playgrounds are just as good looking as they are fun! Sleek metal frames, geometric shapes, and pops of color give any space a strong, modern aesthetic, while open sightlines make supervision easy. A mix of traditional and unstructured play activities keep all kids entertained.



Bambino Playville

ACT-1300 • AGES: 2-5

Bambino Tot Spot

ACT-1301 • AGES: 2-5



Bambino Kiddie Corner

ACT-1302 • AGES: 2-5

Description	Item Number	Ages	Space Required	Size	Fall Height	Play Events	Child Capacity*	Install Hours	Weight					
										ADA	ASTM F1487	CPSC Pub 325	CAN/CSA-2614	EN1176
Playville Bambino	ACT-1300	2-5	40' 1" x 32' 7" (12,22m x 9,93m)	20' 7" x 27' 11" x 11' 2" (6,27m x 8,51m x 3,4m)	4' 0" (1,22m)	15	32	31.75	2366 lbs (1073 kg)	•	•	•	+	•
Tot Spot Bambino	ACT-1301	2-5	25' 6" x 29' 0" (7,77m x 8,84m)	13' 6" x 16' 10" x 11' 2" (4,11m x 5,13m x 3,4m)	4' 0" (1,22m)	4	9	14.25	1200 lbs (545 kg)	•	•	•	+	+
Kiddie Corner Bambino	ACT-1302	2-5	28' 9" x 32' 7" (8,76m x 9,93m)	16' 8" x 20' 7" x 11' 2" (5,08m x 6,27m x 3,4m)	4' 0" (1,22m)	9	18	20.75	1695 lbs (769 kg)	•	•	•	+	+

*Child capacity numbers provided for your reference using our professional judgment as no current industry standard exists.

All play equipment must be installed over an impact-absorbing surface. +CSA and EN compliant versions available. See your Playworld representative for more information.



Challengers® Oasis

350-1726 • AGES: 2-5

**NEW
2017**

Activo® Listo

ZZX0068 • AGES: 2-12



Description	Item Number	Ages	Space Required	Size	Fall Height	Play Events	Child Capacity*	Install Hours	Weight					
										ADA	ASTM F1487	CPSC Pub. 325	CAN/CSA-7614	EN 1176
Oasis Challengers®	350-1726	2-5	36' 10" x 28' 3" (11,23m x 8,61m)	27' 8" x 17' 3" x 14' 6" (8,43m x 5,26m x 4,42m)	4' 0" (1,22m)	14	41	64.25	2290 lbs (1039 kg)	•	•	•	•	•
Listo	ZZX0068	2-12	28' 4" x 30' 9" (8,63m x 9,37m)	16' 3" x 18' 9" x 3' 5" (4,95m x 5,72m x 1,04m)	2' 6" (0,76m)	1	8	5	477 lbs (217 kg)	•	•	•	•	•

All playgrounds shown are in-ground mount and available as surface mount.

Urban Playgrounds

Early Childhood

In cities where kids play extra hard, these urban playgrounds stand up to the challenge. With durable aluminum and steel components, stainless steel slides, and little or no plastic, these structures are vandal-resistant, low maintenance, and packed with fun.



**NEW
2017**

Metro Collection Ocean Drive

350-1551 • AGES: 2-5



**NEW
2017**

Challengers® Lookout Park

350-1728 • AGES: 2-5

Description	Item Number	Ages	Space Required	Size	Fall Height	Play Events	Child Capacity*	Install Hours	Weight					
										ADA	ASTM F1487	CPSC Pub.325	CAN/CSA Z614	EN1176
Ocean Drive Metro Collection	350-1551	2-5	56' 0" x 37' 6" (17,07m x 11,43m)	16' 10" x 16' 1" x 12' 5" (5,13m x 4,9m x 3,79m)	8' 0" (2,44m)	15	30	41.75	2104 lbs (954 kg)	•	•	•	+	+
Lookout Park Challengers®	350-1728	2-5	38' 3" x 33' 1" (11,66m x 10,08m)	26' 0" x 20' 11" x 14' 10" (7,92m x 6,38m x 4,52m)	5' 0" (1,52m)	12	38	41.75	2591 lbs (1175 kg)	•	•	•	+	+

*Child capacity numbers provided for your reference using our professional judgment as no current industry standard exists.

All play equipment must be installed over an impact-absorbing surface. +CSA and EN compliant versions available. See your Playworld representative for more information.



Challengers® Sliding Station

350-1727 • AGES: 2-5

**NEW
2017**



Challengers® Watchtower

350-1720 • AGES: 2-5

**NEW
2017**

Description	Item Number	Ages	Space Required	Size	Fall Height	Play Events	Child Capacity*	Install Hours	Weight					
										ADA	ASTM F1487	CPSC Pub. 325	CAN/CSA-2614	EN 1176
Sliding Station Challengers®	350-1727	2-5	33' 7" x 32' 8" (10,24m x 9,96m)	20' 7" x 20' 4" x 13' 4" (6,27m x 6,2m x 4,06m)	5' 1" (1,55m)	12	32	32.5	2617 lbs (1187 kg)	•	•	•	+	+
Watchtower Challengers®	350-1720	2-5	28' 3" x 16' 10" (8,61m x 5,13m)	15' 11" x 4' 10" x 7' 6" (4,85m x 1,47m x 2,29m)	3' 0" (0,91m)	4	11	12.75	637 lbs (289 kg)	•	•	•	+	+

All playgrounds shown are in-ground mount and available as surface mount.

Themed Playgrounds

Early Childhood

Bring nature into any play space with these themed playground designs. From traditional structures with earth tones and custom panels to more realistic looking natural components like stumps, logs, and boulders, these playgrounds will send kids on an imaginary wilderness adventure through magical forests.



Challengers® Nature Outpost 🌿

350-1633 • AGES: 2-5



Description	Item Number	Ages	Space Required	Size	Fall Height	Play Events	Child Capacity*	Install Hours	Weight	Compliance				
										ADA	ASTM F1487	CPSA Pub 925	CAN/CSA Z614	EN1176
Nature Outpost Challengers®	350-1633	2-5	36' 2" x 32' 3" (11,02m x 9,83m)	23' 11" x 20' 1" x 13' 10" (7,29m x 6,12m x 4,22m)	5' 0" (1,52m)	12	43	43.75	2786 lbs (1264 kg)	•	•	•	•	+

38 *Child capacity numbers provided for your reference using our professional judgment as no current industry standard exists. Concrete product texture and color may vary. All play equipment must be installed over an impact-absorbing surface. +CSA and EN compliant versions available. See your Playworld representative for more information.



Challengers® Wildlife Quest 🌿

350-1724 • AGES: 2-5

**NEW
2017**



Playspace Idea Campground 🌿

IDEA-1703 • AGES: 2-12

**NEW
2017**

Description	Item Number	Ages	Space Required	Size	Fall Height	Play Events	Child Capacity*	Install Hours	Weight					
										ADA	ASTM F1487	CPSC Pub. 325	CAN/CSA-2614	EN 1176
Wildlife Quest Challengers®	350-1724	2-5	35' 8" x 30' 8" (10,87m x 9,35m)	23' 4" x 18' 6" x 13' 2" (7,11m x 5,64m x 4,01m)	4' 0" (1,22m)	14	48	59.5	2158 lbs (979 kg)	•	•	•	•	+
Campground Playspace Idea	IDEA-1703	2-12	35' 0" x 41' 6" (10,67m x 12,65m)	28' 11" x 29' 0" x 4' 1" (8,81m x 8,84m x 1,24m)	4' 1" (1,24m)	23	37	48.5	5449 lbs (2471 kg)	•	•	•	•	+

All playgrounds shown are in-ground mount and available as surface mount.

Themed Playgrounds

Early Childhood

Open up new worlds of make-believe and encourage socialization with these preconfigured, themed playgrounds. Blast off in a rocket and traverse moon rocks, explore the medieval castle, or set sail on the high seas.



NEW
2017

Challengers® Blast Off

350-1722 • AGES: 2-5

Description	Item Number	Ages	Space Required	Size	Fall Height	Play Events	Child Capacity*	Install Hours	Weight	ADA	ASTM F1487	CPSIC Pub 925	CAN/CSA Z614	EN1176
Blast Off Challengers®	350-1722	2-5	29' 10" x 29' 8" (9,09m x 9,04m)	16' 8" x 17' 8" x 14' 10" (5,08m x 5,39m x 4,52m)	4' 0" (1,22m)	9	28	44.25	1978 lbs (897 kg)	•	•	•	•	•

*Child capacity numbers provided for your reference using our professional judgment as no current industry standard exists.



Challengers® Highgarden 🏰

350-1631 • AGES: 2-5



Challengers® Minnow 🐟

350-1516 • AGES: 2-5

Description	Item Number	Ages	Space Required	Size	Fall Height	Play Events	Child Capacity*	Install Hours	Weight					
										ADA	ASTM F1487	CPSC Pub. 325	CAN/CSA-7614	EN 1176
Highgarden Challengers®	350-1631	2-5	30' 10" x 29' 4" (9,4m x 8,94m)	18' 9" x 17' 2" x 11' 6" (5,72m x 5,23m x 3,51m)	4' 0" (1,22m)	7	24	32.75	1774 lbs (805 kg)	•	•	•	+	•
Minnow Challengers®	350-1516	2-5	28' 1" x 34' 8" (8,56m x 10,57m)	15' 10" x 22' 3" x 12' 1" (4,82m x 6,78m x 3,68m)	4' 0" (1,22m)	15	41	43.25	2510 lbs (1139 kg)	•	•	•	+	+

All playgrounds shown are in-ground mount and available as surface mount.

Classic Playgrounds

Early Childhood

Packed with all the familiar, favorite play activities kids adore, these colorful classic playgrounds will provide endless physical, sensory and social experiences. Shade, cozy spaces, slides and various levels of climbing challenges keep kids of all skill levels engaged.

**NEW
2017**

Challengers® Shade Shifter

350-1730 • AGES: 2-5



**NEW
2017**

Challengers® Hide & Slide

350-1729 • AGES: 2-5



Description	Item Number	Ages	Space Required	Size	Fall Height	Play Events	Child Capacity*	Install Hours	Weight					
										ADA	ASTM F1487	CPSC Pub. 325	CAN/CSA Z614	EN1176
Shade Shifter Challengers®	350-1730	2-5	52' 0" x 31' 0" (15,85m x 9,45m)	43' 11" x 18' 10" x 18' 2" (13,39m x 5,74m x 5,54m)	5' 0" (1,52m)	22	61	86.75	4536 lbs (2057 kg)	•	•	•	•	•
Hide & Slide Challengers®	350-1729	2-5	49' 6" x 32' 10" (15,09m x 10,01m)	37' 2" x 20' 8" x 10' 6" (11,33m x 6,3m x 3,2m)	6' 0" (1,83m)	22	60	70	3896 lbs (1767 kg)	•	•	•	•	+

*Child capacity numbers provided for your reference using our professional judgment as no current industry standard exists.

All play equipment must be installed over an impact-absorbing surface. +CSA and EN compliant versions available. See your Playworld representative for more information.



Challengers' Tornado Alley

350-1635 • AGES: 2-5

Description	Item Number	Ages	Space Required	Size	Fall Height	Play Events	Child Capacity*	Install Hours	Weight	ADA	ASTM F1497	CRSC Pub. 2925	CAV/CSA-7314	EN 1176
Tornado Alley Challengers®	350-1635	2-5	47' 8" x 31' 0" (14,53m x 9,45m)	35' 6" x 18' 10" x 13' 7" (10,82m x 5,74m x 4,14m)	4' 0" (1,22m)	17	58	53.75	2918 lbs (1324 kg)	•	•	•	•	•

All playgrounds shown are in-ground mount and available as surface mount.

Classic Playgrounds

Early Childhood



**NEW
2017**

Challengers® Sensory Center

350-1723 • AGES: 2-5



Challengers® Silly Shack

350-1636 • AGES: 2-5

Description	Item Number	Ages	Space Required	Size	Fall Height	Play Events	Child Capacity*	Install Hours	Weight					
										ADA	ASTM F1487	CPSC Pub. 325	CAN/CSA Z614	EN1176
Sensory Center Challengers®	350-1723	2-5	33' 2" x 28' 6" (10,11m x 8,69m)	21' 0" x 16' 5" x 13' 11" (6,4m x 5m x 4,24m)	6' 0" (1,83m)	12	38	47.5	2232 lbs (1012 kg)	•	•	•	•	+
Silly Shack Challengers®	350-1636	2-5	27' 2" x 25' 5" (8,28m x 7,75m)	16' 3" x 15' 5" x 13' 4" (4,95m x 4,7m x 4,06m)	3' 0" (0,91m)	6	20	24	1184 lbs (537 kg)	•	•	•	+	

*Child capacity numbers provided for your reference using our professional judgment as no current industry standard exists.

44 All play equipment must be installed over an impact-absorbing surface. +CSA and EN compliant versions available. See your Playworld representative for more information.



Challengers® Adventure Awaits

350-1721 • AGES: 2-5

**NEW
2017**



Challengers® Discovery Place

350-1423 • AGES: 2-5

Description	Item Number	Ages	Space Required	Size	Fall Height	Play Events	Child Capacity*	Install Hours	Weight					
										ADA	ASTM F1487	CPSC Pub. 525	CAN/CSA-2614	EN 1176
Adventure Awaits Challengers®	350-1721	2-5	24' 1" x 24' 8" (7,34m x 7,52m)	21' 11" x 12' 6" x 9' 4" (6,68m x 3,81m x 2,84m)	4' 0" (1,22m)	11	31	33	1526 lbs (692 kg)	•	•	•	•	•
Discovery Place Challengers®	350-1423	2-5	32' 0" x 28' 5" (9,75m x 8,66m)	20' 0" x 16' 3" x 12' 3" (6,1m x 4,95m x 3,73m)	4' 0" (1,22m)	11	39	37.25	1787 lbs (811 kg)	•	•	•	•	•

All playgrounds shown are in-ground mount and available as surface mount.

PlaySimple® Playgrounds

Early Childhood

Get the most of every dollar with these affordable, professional-grade playground designs. Provide kids with rich play experiences on a limited budget with simple structures you can install yourself!

PlaySimple color palettes:



PlaySimple® Tunnel Junction

PSD-1102-FTD • AGES: 2-5



PlaySimple® Simply Play

PSD-1107-FTD • AGES: 2-5

Description	Item Number	Ages	Space Required	Size	Fall Height	Play Events	Child Capacity*	Install Hours	Weight	Compliance				
										ADA	ASTM F1487	CPSC Pub. 325	CAN/CSA Z264	EN1176
Tunnel Junction PlaySimple®	PSD-1102-FTD	2-5	28' 1" x 26' 10" (8,56m x 8,18m)	16' 1" x 14' 10" x 11' 0" (4,9m x 4,52m x 3,35m)	4' 0" (1,22m)	8	19	18	1480 lbs (672 kg)	•	•	•	+	•
Simply Play PlaySimple®	PSD-1107-FTD	2-5	22' 2" x 20' 3" (6,76m x 6,17m)	10' 2" x 8' 3" x 10' 0" (3,1m x 2,51m x 3,05m)	3' 0" (0,91m)	4	10	10	757 lbs (343 kg)	•	•	•	+	•

*Child capacity numbers provided for your reference using our professional judgment as no current industry standard exists.



PlaySimple® Mega Fun Station

PSD-1108-FTD • AGES: 2-5




PlaySimple® Mighty Fun Mountain

PSD-1101-FTD • AGES: 2-5

Description	Item Number	Ages	Space Required	Size	Fall Height	Play Events	Child Capacity*	Install Hours	Weight					
										ADA	ASTM F1487	CPSC Pub. 325	CAN/CSA-2614	EN1176
Mega Fun Station PlaySimple®	PSD-1108-FTD	2-5	30' 10" x 33' 0" (9,4m x 10,06m)	18' 10" x 20' 11" x 11' 0" (5,74m x 6,38m x 3,35m)	4' 0" (1,22m)	11	28	30.5	2055 lbs (932 kg)	•	•	•	+	•
Mighty Fun Mountain PlaySimple®	PSD-1101-FTD	2-5	27' 4" x 19' 9" (8,33m x 6,02m)	15' 4" x 7' 9" x 11' 0" (4,67m x 2,36m x 3,35m)	4' 0" (1,22m)	4	10	10	931 lbs (423 kg)	•	•	•	+	•

All playgrounds shown are in-ground mount and available as surface mount.

A photograph of children playing on a modern playground structure. The structure is primarily green with thick, curved bars and ropes. A child in a light blue shirt and denim shorts is climbing, wearing bright pink sneakers. Another child in a pink shirt is visible in the background, and a third child in an orange shirt is in the foreground. The scene is set outdoors under a clear blue sky with trees in the distance.

These playgrounds are play tested and kid approved, featuring spots for relaxation and socialization, as well as challenging and dynamic activities to get them moving.



School-Age Playgrounds

- 50 Sculpture Playgrounds
- 54 Modern Playgrounds
- 60 Urban Playgrounds
- 66 Themed Playgrounds
- 74 Classic Playgrounds
- 82 PlaySimple® Playgrounds

Sculpture Playgrounds: PlayForm 7™

School-Age

Play doesn't have to look like play. Add a modern, artistic flair to any public space with PlayForm 7. Adults and kids alike will be drawn to this play sculpture to relax on treads and hammocks or traverse the slacklines and slopes. Just like a fine work of art, this structure will get people talking.

Silver IDSA International Design
Excellence Award®
(IDEA®) 2016



PlayForm 7™ Laminated Bamboo

PLAYFORM7-B • AGES: 5-12

- Offers undefined routes of play with its open design--up to 60 children can explore 21 different landscape play elements
- Inclusive/accessible--low to the ground "hammocks" are easy to get into and offer full body support
- Large "hammock" is spacious enough for people of varying abilities to play or rest together
- Shown with laminated bamboo; also available with translucent polycarbonate or sheet plastic panels



Description	Item Number	Ages	Space Required	Size	Fall Height	Play Events	Child Capacity*	Install Hours	Weight	ADA	ASTM F1487	CPSC Pub 3025	CAN/CSA Z614	EN1176
Laminated Bamboo PlayForm 7™	PLAYFORM7-B	5-12	37' 5" x 70' 5" (11,41m x 21,46m)	58' 5" x 25' 5" x 10' 2" (17,81m x 7,75m x 3,1m)	9' 2" (2,8m)	21	60	56	2624 lbs (1190 kg)	•	•	•	•	•

*Child capacity numbers provided for your reference using our professional judgment as no current industry standard exists.

50 All play equipment must be installed over an impact-absorbing surface. +CSA and EN compliant versions available. See your Playworld representative for more information.



Tap into your inner Michelangelo and “sculpt” your own custom PlayForm 7


Select the version that best fits your play needs, available space and budget. Switch up the panel materials and frame colors to personalize it even more. We'll help you achieve your artistic vision.

Contact our designers today to learn more.

Sculpture Playgrounds: PlayCubes™

School-Age

Geometry is something we all have in common—something we recognize, yet interpret in our own way. That’s what makes PlayCubes™ so enjoyable. These open-ended, sculptural structures are instant conversation starters, encouraging people to come together and play on, around and through.



**NEW
2017**

PlayCubes™ 10.0

PLAYCUBES-10 • AGES: 5-12



**NEW
2017**

PlayCubes™ 7.0

PLAYCUBES-7 • AGES: 5-12

Description	Item Number	Ages	Space Required	Size	Fall Height	Play Events	Child Capacity*	Install Hours	Weight					
										ADA	ASTM F1487	CPSC Pub. 325	CAN/CSA Z614	EN1176
10.0 PlayCubes™	PLAYCUBES-10	5-12	31' 11" x 25' 0" (9,73m x 7,62m)	19' 11" x 12' 11" x 8' 2" (6,07m x 3,94m x 2,49m)	8' 2" (2,49m)	10	50	13	1219 lbs (553 kg)	•	•	•	•	+
7.0 PlayCubes™	PLAYCUBES-7	5-12	27' 0" x 25' 0" (8,23m x 7,62m)	14' 11" x 13' 0" x 8' 2" (4,55m x 3,96m x 2,49m)	8' 2" (2,49m)	7	34	8.5	821 lbs (372 kg)	•	•	•	•	+

*Child capacity numbers provided for your reference using our professional judgment as no current industry standard exists.

All play equipment must be installed over an impact-absorbing surface. +CSA and EN compliant versions available. See your Playworld representative for more information.



PlayCubes™ 8.OSL
 PLAYCUBES-8SL • AGES: 5-12

**NEW
 2017**



Description	Item Number	Ages	Space Required	Size	Fall Height	Play Events	Child Capacity*	Install Hours	Weight	Compliance				
										ADA	ASTM F1497	CPSC Pub. 325	CMV/CSA-22314	EN 1176
8.OSL PlayCubes™	PLAYCUBES-8SL	5-12	27' 0" x 33' 6" (8,23m x 10,21m)	14' 11" x 21' 6" x 10' 10" (4,55m x 6,55m x 3,3m)	8' 5" (2,57m)	9	40	10	1267 lbs (575 kg)	•	•	•	•	+

All playgrounds shown are in-ground mount and available as surface mount.

Modern Playgrounds

School-Age

Our modern playgrounds are sleek, open-ended designs with bright pops of color and a variety of non-traditional play activities. Dynamic rope and metal components provide challenge and superior durability, while decks and slides add a more familiar element.



**NEW
2017**

Unity® Connect UC-1755

UC-1755 • AGES: 5-12



Description	Item Number	Ages	Space Required	Size	Fall Height	Play Events	Child Capacity*	Install Hours	Weight	Compliance				
										ADA	ASTM F1487	CPSA P-16-025	CAN/CSA Z614	EN1176
UC-1755 Unity® Connect	UC-1755	5-12	67' 6" x 36' 9" (20,57m x 11,2m)	55' 1" x 16' 1" x 12' 10" (16,79m x 4,9m x 3,91m)	7' 2" (2,19m)	18	120	65	3891 lbs (1765 kg)	•	•	•	•	•

*Child capacity numbers provided for your reference using our professional judgment as no current industry standard exists.



Challengers® Gold Leaf

350-1709 • AGES: 5-12

**NEW
2017**

Description	Item Number	Ages	Space Required	Size	Fall Height	Play Events	Child Capacity*	Install Hours	Weight	ADA	ASTM F1497	CPSC Pub. 325	CAN/CSA Z321.4	EN 1176
Gold Leaf Challengers®	350-1709	5-12	59' 3" x 48' 8" (18,06m x 14,83m)	47' 6" x 36' 8" x 16' 3" (14,48m x 11,18m x 4,95m)	7' 0" (2,13m)	22	73	111	6637 lbs (3010 kg)	•	•	•	+	+

All playgrounds shown are in-ground mount and available as surface mount.

Modern Playgrounds

School-Age



NEW
2017

Challengers® Ebb & Flow

350-1706 • AGES: 5-12

Description	Item Number	Ages	Space Required	Size	Fall Height	Play Events	Child Capacity*	Install Hours	Weight					
										ADA	ASTM F1487	CPSC Pub. 325	CAN/CSA Z614	EN1176
Ebb & Flow Challengers®	350-1706	5-12	54' 4" x 46' 7" (16,56m x 14,2m)	42' 0" x 34' 5" x 15' 11" (12,8m x 10,49m x 4,85m)	7' 0" (2,13m)	25	69	97.25	5785 lbs (2624 kg)	•	•	•	+	+
Ebb & Flow Playmakers®	500-1706	5-12	57' 10" x 50' 5" (17,63m x 15,37m)	45' 9" x 38' 7" x 16' 1" (13,94m x 11,76m x 4,9m)	7' 0" (2,13m)	23	74	99.25	7770 lbs (3524 kg)	•	•	•	+	+

*Child capacity numbers provided for your reference using our professional judgment as no current industry standard exists.

56 All play equipment must be installed over an impact-absorbing surface. +CSA and EN compliant versions available. See your Playworld representative for more information.



Unity[®] Connect UC-1750

UC-1750 • AGES: 5-12

**NEW
2017**



Unity[®] Connect UC-1745

UC-1745 • AGES: 5-12

**NEW
2017**

Description	Item Number	Ages	Space Required	Size	Fall Height	Play Events	Child Capacity*	Install Hours	Weight					
										ADA	ASTM F1487	CPSC Pub. 325	CAN/CSA-2614	EN 1176
UC-1750 Unity [®] Connect	UC-1750	5-12	61' 3" x 36' 7" (18,67m x 11,15m)	49' 3" x 24' 7" x 14' 9" (15,01m x 7,49m x 4,5m)	8' 2" (2,49m)	17	106	58.5	4131 lbs (1874 kg)	•	•	•	•	•
UC-1745 Unity [®] Connect	UC-1745	5-12	32' 9" x 47' 11" (9,98m x 14,61m)	20' 7" x 35' 7" x 12' 10" (6,27m x 10,84m x 3,91m)	6' 8" (2,03m)	10	66	38	2491 lbs (1130 kg)	•	•	•	•	•

All playgrounds shown are in-ground mount and available as surface mount.

Modern Playgrounds

School-Age



**NEW
2017**

Unity Connect UC-1725

UC-1725 • AGES: 5-12



**NEW
2017**

Unity Connect UC-1710

UC-1710 • AGES: 5-12

Description	Item Number	Ages	Space Required	Size	Fall Height	Play Events	Child Capacity*	Install Hours	Weight					
										ADA	ASTM F1487	CPSC Pub.325	CAN/CSA Z264	EN1176
UC-1725 Unity® Connect	UC-1725	5-12	40' 4" x 29' 4" (12,29m x 8,94m)	28' 3" x 17' 3" x 12' 10" (8,61m x 5,26m x 3,91m)	8' 2" (2,49m)	8	49	18	1594 lbs (723 kg)	•	•	•	•	•
UC-1710 Unity® Connect	UC-1710	5-12	30' 5" x 34' 0" (9,27m x 10,36m)	18' 3" x 21' 9" x 12' 10" (5,56m x 6,63m x 3,91m)	6' 0" (1,83m)	5	27	21	1431 lbs (649 kg)	•	•	•	•	•

*Child capacity numbers provided for your reference using our professional judgment as no current industry standard exists.

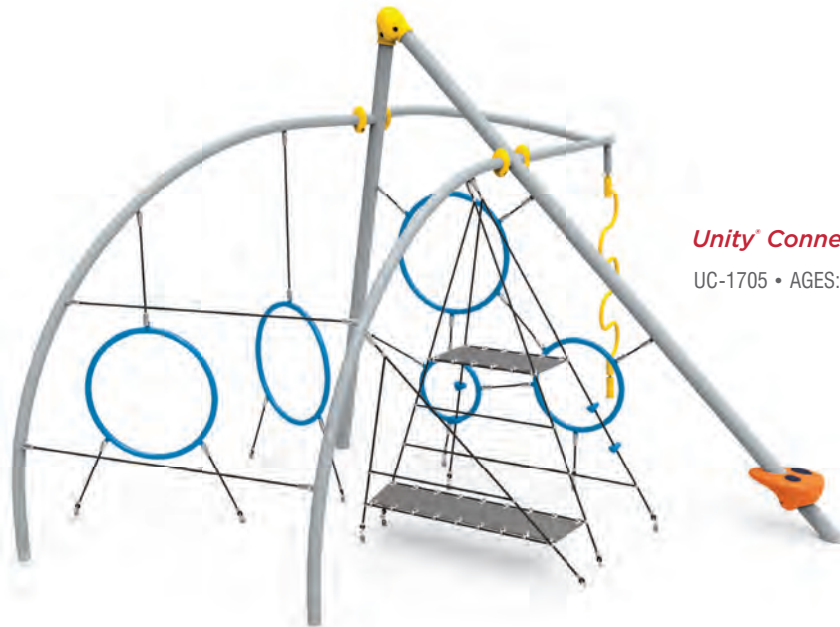
58 All play equipment must be installed over an impact-absorbing surface. +CSA and EN compliant versions available. See your Playworld representative for more information.



Challengers' Swerve

350-1700 • AGES: 5-12

**NEW
2017**



Unity Connect UC-1705

UC-1705 • AGES: 5-12

**NEW
2017**

Description	Item Number	Ages	Space Required	Size	Fall Height	Play Events	Child Capacity*	Install Hours	Weight					
										ADA	ASTM F1487	CPSC Pub. 225	CAN/CSA-Z914	EN1176
Swerve Challengers®	350-1700	5-12	30' 5" x 28' 1" (9,27m x 8,56m)	18' 4" x 16' 1" x 13' 10" (5,59m x 4,9m x 4,22m)	8' 0" (2,44m)	7	23	35.75	1665 lbs (755 kg)	•	•	•	+	+
Swerve Playmakers®	500-1700	5-12	32' 2" x 29' 8" (9,81m x 9,04m)	20' 2" x 17' 8" x 12' 6" (6,15m x 5,39m x 3,81m)	8' 0" (2,44m)	7	23	37.75	5785 lbs (2624 kg)	•	•	•	+	+
UC-1705 Unity® Connect	UC-1705	5-12	30' 0" x 31' 10" (9,14m x 9,7m)	18' 0" x 19' 10" x 12' 10" (5,49m x 6,04m x 3,91m)	6' 10" (2,08m)	5	30	16	937 lbs (425 kg)	•	•	•	•	•

All playgrounds shown are in-ground mount and available as surface mount.

Urban Playgrounds

School-Age

Cities face a unique set of challenges when planning play spaces. Our urban playgrounds make it a little easier. From structures made with aluminum, steel and tough adventure rope to small footprint playgrounds for pocket parks, we have durable city solutions that won't compromise an urbanite's right to play.



**NEW
2017**

Playmakers® Urban Jungle

500-1707 • AGES: 5-12

Description	Item Number	Ages	Space Required	Size	Fall Height	Play Events	Child Capacity*	Install Hours	Weight	ADA	ASTM F1487	CPSIC P-01-925	CAN/CSA-2614	EN1176
Urban Jungle Playmakers®	500-1707	5-12	52' 2" x 44' 6" (15,9m x 13,56m)	39' 8" x 32' 1" x 16' 5" (12,09m x 9,78m x 5m)	7' 0" (2,13m)	15	53	72	5268 lbs (2389 kg)	•	•	•	+	•

*Child capacity numbers provided for your reference using our professional judgment as no current industry standard exists.



Playmakers® Rooftop Romp

500-1711 • AGES: 5-12

**NEW
2017**



Description	Item Number	Ages	Space Required	Size	Fall Height	Play Events	Child Capacity*	Install Hours	Weight	ADA	ASTM F1497	CPSC Pub. 325	CAN/CSA Z321.4	EN 1176
Rooftop Romp Playmakers®	500-1711	5-12	51' 3" x 45' 0" (15,62m x 13,72m)	37' 6" x 32' 5" x 16' 9" (11,43m x 9,88m x 5,11m)	8' 0" (2,44m)	19	75	78.5	6227 lbs (2824 kg)	•	•	•	•	+

All playgrounds shown are in-ground mount and available as surface mount.

Urban Playgrounds

School-Age



Challengers' Playcrest

350-1607 • AGES: 5-12

Description	Item Number	Ages	Space Required	Size	Fall Height	Play Events	Child Capacity*	Install Hours	Weight					
										ADA	ASTM F1487	CPSC Pub.325	CAN/CSA Z264	EN1176
Playcrest Challengers®	350-1607	5-12	45' 10" x 39' 1" (13,97m x 11,91m)	29' 9" x 27' 0" x 18' 10" (9,07m x 8,23m x 5,74m)	9' 0" (2,74m)	11	36	56.75	3710 lbs (1683 kg)	•	•	•	+	+
Playcrest Playmakers®	500-1607	5-12	48' 11" x 40' 11" (14,91m x 12,47m)	32' 9" x 28' 10" x 18' 6" (9,98m x 8,8m x 5,64m)	9' 0" (2,74m)	11	40	57.75	5065 lbs (2297 kg)	•	•	•	•	+

*Child capacity numbers provided for your reference using our professional judgment as no current industry standard exists.

All play equipment must be installed over an impact-absorbing surface. +CSA and EN compliant versions available. See your Playworld representative for more information.



Metro Collection Unity® Commonwealth

IDEA-1606 • AGES: 5-12



Metro Collection Kuhns' Kourt


500-1519 • AGES: 5-12

Description	Item Number	Ages	Space Required	Size	Fall Height	Play Events	Child Capacity*	Install Hours	Weight					
										ADA	ASTM F1487	CPSC Pub. 325	CAN/CSA-2614	EN 1176
Unity® Commonwealth Metro Collection	IDEA-1606	5-12	72' 2" x 85' 5" (22m x 26,04m)	51' 6" x 69' 2" x 8' 7" (15,7m x 21,08m x 2,62m)	8' 7" (2,62m)	22	92	105.25	5413 lbs (2455 kg)	•	•	•	•	
Kuhns' Kourt Metro Collection	500-1519	5-12	52' 0" x 43' 0" (15,85m x 13,11m)	39' 8" x 28' 9" x 14' 8" (12,09m x 8,76m x 4,47m)	8' 0" (2,44m)	12	37	55.25	4278 lbs (1941 kg)	•	•	•	+	+

All playgrounds shown are in-ground mount and available as surface mount.

Urban Playgrounds

School-Age



Metro Collection Melrose Place

500-1556 • AGES: 5-12



**NEW
2017**

Challengers® Slither

350-1702 • AGES: 5-12

Description	Item Number	Ages	Space Required	Size	Fall Height	Play Events	Child Capacity*	Install Hours	Weight					
										ADA	ASTM F1487	CPSC Pub.325	CAN/CSA Z614	EN1176
Melrose Place Metro Collection	500-1556	5-12	40' 7" x 39' 6" (12,37m x 12,04m)	28' 4" x 27' 4" x 11' 9" (8,63m x 8,33m x 3,58m)	9' 6" (2,9m)	5	37	33	2060 lbs (935 kg)	•	•	•	+	•
Slither Challengers®	350-1702	5-12	67' 8" x 53' 7" (20,63m x 16,33m)	55' 5" x 28' 3" x 9' 6" (16,89m x 8,61m x 2,9m)	8' 0" (2,44m)	21	48	56.75	2952 lbs (1339 kg)	•	•	•	+	+

*Child capacity numbers provided for your reference using our professional judgment as no current industry standard exists.

64 All play equipment must be installed over an impact-absorbing surface. +CSA and EN compliant versions available. See your Playworld representative for more information.



Metro Collection Times Square

500-1558 • AGES: 5-12



Description	Item Number	Ages	Space Required	Size	Fall Height	Play Events	Child Capacity*	Install Hours	Weight	Compliance				
										ADA	ASTM F1497	CPSC Pub. 325	CAV/CSA-2314	EN 1176
Times Square <i>Metro Collection</i>	500-1558	5-12	49' 0" x 36' 0" (14,94m x 10,97m)	36' 9" x 23' 9" x 12' 9" (11,2m x 7,24m x 3,89m)	7' 0" (2,13m)	11	42	48	3533 lbs (1603 kg)	•	•	•	•	•

All playgrounds shown are in-ground mount and available as surface mount.

Themed Playgrounds

School-Age

Kids will leave their digital worlds behind for outside imaginary play with these themed playground solutions. New nature-inspired products like Branch Out™ and our concrete log and stone components create an authentic look and feel, while custom panels and post toppers turn an ordinary play structure into a whimsical castle or pirate ship.

**NEW
2017**

Challengers® Woodland Manor 🌿

350-1713 • AGES: 5-12



**NEW
2017**

Playmakers® Thicket 🌿

500-1710 • AGES: 5-12

Description	Item Number	Ages	Space Required	Size	Fall Height	Play Events	Child Capacity*	Install Hours	Weight	Compliance				
										ADA	ASTM F1487	CPSC Pub. 325	CAHI/CSA 2614	EN1176
Woodland Manor Challengers®	350-1713	5-12	51' 6" x 35' 6" (15,7m x 10,82m)	39' 3" x 23' 4" x 14' 2" (11,96m x 7,11m x 4,32m)	6' 0" (1,83m)	27	73	85.5	19341 lbs (8772 kg)	•	•	•	+	
Thicket Playmakers®	500-1710	5-12	47' 0" x 46' 6" (14,33m x 14,17m)	34' 6" x 34' 3" x 16' 5" (10,52m x 10,44m x 5m)	7' 0" (2,13m)	17	73	77	18530 lbs (8404 kg)	•	•	•	+	•

*Child capacity numbers provided for your reference using our professional judgment as no current industry standard exists. Concrete product texture and color may vary. All play equipment must be installed over an impact-absorbing surface. +CSA and EN compliant versions available. See your Playworld representative for more information.



Tethered Towers

CB-1550 • AGES: 5-12

Description	Item Number	Ages	Space Required	Size	Fall Height	Play Events	Child Capacity*	Install Hours	Weight	Compliance				
										ADA	ASTM F1497	CRSC Pub. 2925	CAN/CSA Z657-14	EN 1176
Tethered Towers	CB-1550	5-12	33' 9" x 24' 8" (10,29m x 7,52m)	20' 7" x 12' 0" x 6' 1" (6,27m x 3,66m x 1,85m)	6' 1" (1,85m)	3	12	6	9348 lbs (4240 kg)	•	•	•	•	•

All playgrounds shown are in-ground mount and available as surface mount.

Themed Playgrounds

School-Age



**NEW
2017**

Challengers® Wilderness Trail 🌿

350-1708 • AGES: 5-12



**NEW
2017**

Challengers® Tree Stand 🌿

350-1703 • AGES: 5-12

Description	Item Number	Ages	Space Required	Size	Fall Height	Play Events	Child Capacity*	Install Hours	Weight					
										ADA	ASTM F1487	CPSC Pub. 325	CAN/CSA Z614	EN1176
Wilderness Trail Challengers®	350-1708	5-12	47' 3" x 44' 0" (14,4m x 13,41m)	35' 1" x 31' 9" x 15' 6" (10,69m x 9,68m x 4,72m)	7' 0" (2,13m)	30	113	100.75	6896 lbs (3127 kg)	•	•	•	+	+
Wilderness Trail Playmakers®	500-1708	5-12	52' 0" x 45' 6" (15,85m x 13,87m)	39' 11" x 33' 5" x 17' 1" (12,17m x 10,19m x 5,21m)	7' 0" (2,13m)	30	132	112.25	9346 lbs (4239 kg)	•	•	•	+	+
Tree Stand Challengers®	350-1703	5-12	44' 8" x 31' 0" (13,62m x 9,45m)	32' 4" x 18' 5" x 20' 4" (9,85m x 5,61m x 6,2m)	9' 4" (2,84m)	18	50	62	4546 lbs (2062 kg)	•	•	•	+	•
Tree Stand Playmakers®	500-1703	5-12	47' 8" x 33' 6" (14,53m x 10,21m)	35' 3" x 21' 0" x 20' 5" (10,74m x 6,4m x 6,22m)	9' 4" (2,84m)	18	53	62.5	5718 lbs (2591 kg)	•	•	•	+	•

*Child capacity numbers provided for your reference using our professional judgment as no current industry standard exists.

68 All play equipment must be installed over an impact-absorbing surface. +CSA and EN compliant versions available. See your Playworld representative for more information.

Challengers® Timber Towers 🌿

350-1612 • AGES: 5-12



Playmakers® Sanctuary 🌿

500-1613 • AGES: 5-12

Description	Item Number	Ages	Space Required	Size	Fall Height	Play Events	Child Capacity*	Install Hours	Weight					
										ADA	ASTM F1487	CPSC Pub. 205	CAN/CSA-Z814	EN1176
Timber Towers Challengers®	350-1612	5-12	43' 3" x 37' 9" (13,18m x 11,51m)	29' 2" x 23' 11" x 18' 0" (8,89m x 7,29m x 5,49m)	9' 0" (2,74m)	18	72	75.75	4768 lbs (2162 kg)	•	•	•	+	+
Timber Towers Playmakers®	500-1612	5-12	47' 2" x 39' 6" (14,38m x 12,04m)	33' 0" x 25' 9" x 17' 8" (10,06m x 7,85m x 5,39m)	9' 0" (2,74m)	18	77	77.75	6379 lbs (2893 kg)	•	•	•	+	+
Sanctuary Playmakers®	500-1613	5-12	47' 3" x 50' 8" (14,4m x 15,44m)	33' 1" x 38' 2" x 18' 5" (10,08m x 11,63m x 5,61m)	9' 0" (2,74m)	22	72	71.25	9086 lbs (4121 kg)	•	•	•	+	+

All playgrounds shown are in-ground mount and available as surface mount.

Themed Playgrounds

School-Age



Playmakers® Clubhouse Junction 🍃

500-1609 • AGES: 5-12



NEW
2017

Challengers® Boondocks 🍃

350-1704 • AGES: 5-12

Description	Item Number	Ages	Space Required	Size	Fall Height	Play Events	Child Capacity*	Install Hours	Weight					
										ADA	ASTM F1487	CPSC Pub 325	CAH/CSA-2614	EN1176
Clubhouse Junction Playmakers®	500-1609	5-12	42' 11" x 42' 10" (13,08m x 13,05m)	30' 9" x 30' 8" x 16' 5" (9,37m x 9,35m x 5m)	8' 0" (2,44m)	20	60	67.25	5078 lbs (2303 kg)	•	•	•	+	+
Boondocks Challengers®	350-1704	5-12	44' 6" x 38' 0" (13,56m x 11,58m)	32' 0" x 25' 6" x 11' 4" (9,75m x 7,77m x 3,45m)	8' 0" (2,44m)	21	71	79.25	4641 lbs (2105 kg)	•	•	•	+	+
Boondocks Playmakers®	500-1704	5-12	49' 3" x 40' 10" (15,01m x 12,44m)	37' 3" x 28' 8" x 11' 5" (11,35m x 8,74m x 3,48m)	8' 0" (2,44m)	21	80	80.25	6192 lbs (2809 kg)	•	•	•	+	+

*Child capacity numbers provided for your reference using our professional judgment as no current industry standard exists.



Challengers® Fort Wildwood 

350-1701 • AGES: 5-12

**NEW
2017**



Challengers® Caribbean Vibe 

350-1402 • AGES: 5-12

Description	Item Number	Ages	Space Required	Size	Fall Height	Play Events	Child Capacity*	Install Hours	Weight					
										ADA	ASTM F1487	CPSC Pub. 325	CAV/GS&K-Z1614	EN1176
Fort Wildwood Challengers®	350-1701	5-12	28' 5" x 35' 7" (8,66m x 10,85m)	16' 3" x 21' 2" x 13' 10" (4,95m x 6,45m x 4,22m)	9' 0" (2,74m)	11	34	40.25	3537 lbs (1604 kg)	•	•	•	+	+
Fort Wildwood Playmakers®	500-1701	5-12	31' 2" x 37' 0" (9,5m x 11,28m)	18' 11" x 22' 8" x 13' 2" (5,77m x 6,91m x 4,01m)	9' 0" (2,74m)	11	37	40.25	4302 lbs (1951 kg)	•	•	•	+	+
Caribbean Vibe Challengers®	350-1402	5-12	37' 9" x 28' 4" (11,51m x 8,63m)	25' 9" x 16' 0" x 11' 9" (7,85m x 4,88m x 3,58m)	6' 0" (1,83m)	14	40	37	2130 lbs (966 kg)	•	•	•	+	+
Caribbean Vibe Playmakers®	500-1402	5-12	40' 4" x 30' 4" (12,29m x 9,24m)	28' 0" x 18' 0" x 12' 5" (8,53m x 5,49m x 3,79m)	6' 0" (1,83m)	14	44	38	2877 lbs (1305 kg)	•	•	•	+	+

All playgrounds shown are in-ground mount and available as surface mount.

Themed Playgrounds

School-Age



Challengers® The Squire's Fortress 🏰

350-1100 • AGES: 5-12



Challengers® Dragon's Lair 🐉

350-1608 • AGES: 5-12

Description	Item Number	Ages	Space Required	Size	Fall Height	Play Events	Child Capacity*	Install Hours	Weight	Compliance				
										ADA	ASTM F1487	CPSC Pub. 325	CAN/CSA Z614	EN1176
The Squire's Fortress Challengers®	350-1100	5-12	28' 6" x 31' 6" (8,69m x 9,6m)	16' 5" x 19' 3" x 14' 0" (5m x 5,87m x 4,27m)	4' 0" (1,22m)	6	22	26.75	1381 lbs (627 kg)	•	•	•	+	•
Dragon's Lair Challengers®	350-1608	5-12	33' 9" x 34' 8" (10,29m x 10,57m)	21' 8" x 21' 5" x 18' 9" (6,61m x 6,53m x 5,72m)	9' 0" (2,74m)	24	61	67.25	3653 lbs (1657 kg)	•	•	•	+	

*Child capacity numbers provided for your reference using our professional judgment as no current industry standard exists.



Challengers® Castaway Cove ⚓

350-1406 • AGES: 5-12



Challengers® Ahoy Matey ⚓

350-1101 • AGES: 5-12

Description	Item Number	Ages	Space Required	Size	Fall Height	Play Events	Child Capacity*	Install Hours	Weight					
										ADA	ASTM F1487	CPSC Pub. 325	CAN/CSA-7614	EN 1176
Castaway Cove Challengers®	350-1406	5-12	43' 3" x 42' 3" (13,18m x 12,88m)	30' 11" x 29' 10" x 14' 1" (9,42m x 9,09m x 4,29m)	9' 0" (2,74m)	23	74	74.75	3860 lbs (1751 kg)	•	•	•	+	+
Ahoy Matey Challengers®	350-1101	5-12	33' 2" x 32' 1" (10,1m x 9,78m)	20' 0" x 20' 1" x 21' 1" (6,1m x 6,12m x 6,43m)	9' 0" (2,74m)	15	47	45	2447 lbs (1110 kg)	•	•	•	+	+

All playgrounds shown are in-ground mount and available as surface mount.

Classic Playgrounds

School-Age

With just the right mix of sliding, spinning, climbing, and balancing activities, and areas to socialize and relax, these classic playgrounds will entertain kids of all ages and abilities. A variety of materials, from our sturdy adventure rope and flex treads to durable metal and plastic, provide both challenging and familiar play.



**NEW
2017**

Playmakers® All-Play

500-1712 • AGES: 5-12



Description	Item Number	Ages	Space Required	Size	Fall Height	Play Events	Child Capacity*	Install Hours	Weight	ADA	ASTM F1487	CPSA P16-225	CAN/CSA-261A	EN1176
All-Play Playmakers®	500-1712	5-12	68' 6" x 68' 9" (20,88m x 20,96m)	56' 1" x 59' 9" x 15' 7" (17,09m x 18,21m x 4,75m)	6' 6" (1,98m)	40	150	181	11996 lbs (5440 kg)	•	•	•	+	+

*Child capacity numbers provided for your reference using our professional judgment as no current industry standard exists.

74 All play equipment must be installed over an impact-absorbing surface. +CSA and EN compliant versions available. See your Playworld representative for more information.



Challengers' Super Fun Fort

350-1307 • AGES: 5-12



Challengers' Fortitude

350-1618 • AGES: 5-12

Description	Item Number	Ages	Space Required	Size	Fall Height	Play Events	Child Capacity*	Install Hours	Weight	Compliance				
										ADA	ASTM F1487	CPSC Pub. 325	CAN/CSA Z614	EN1176
Super Fun Fort Challengers®	350-1307	5-12	56' 0" x 58' 6" (17,07m x 17,83m)	43' 11" x 44' 8" x 18' 0" (13,39m x 13,62m x 5,49m)	9' 0" (2,74m)	45	138	140	8505 lbs (3857 kg)	•	•	•	+	+
Super Fun Fort Playmakers®	500-1307	5-12	59' 5" x 61' 5" (18,11m x 18,72m)	47' 4" x 47' 10" x 19' 0" (14,43m x 14,58m x 5,79m)	9' 0" (2,74m)	45	146	142.75	10887 lbs (4937 kg)	•	•	•	+	+
Fortitude Challengers®	350-1618	5-12	61' 6" x 48' 3" (18,75m x 14,71m)	47' 0" x 36' 0" x 17' 11" (14,33m x 10,97m x 5,46m)	9' 0" (2,74m)	29	80	118.25	6372 lbs (2890 kg)	•	•	•	+	+
Fortitude Playmakers®	500-1618	5-12	63' 10" x 52' 0" (19,46m x 15,85m)	49' 8" x 39' 10" x 18' 2" (15,14m x 12,14m x 5,54m)	9' 0" (2,74m)	29	90	120.5	8369 lbs (3796 kg)	•	•	•	+	+

All playgrounds shown are in-ground mount and available as surface mount.

Classic Playgrounds

School-Age



Challengers® Sky High

350-1513 • AGES: 5-12



**NEW
2017**

Challengers® Canyon's Cross

350-1705 • AGES: 5-12

Description	Item Number	Ages	Space Required	Size	Fall Height	Play Events	Child Capacity*	Install Hours	Weight					
										ADA	ASTM F1487	CPSC PUB 525	CAN/CSA Z614	EN1176
Sky High Challengers®	350-1513	5-12	45' 0" x 40' 7" (13,72m x 12,37m)	32' 7" x 27' 4" x 18' 1" (9,93m x 8,33m x 5,51m)	9' 0" (2,74m)	25	73	82.25	5348 lbs (2426 kg)	•	•	•	•	
Sky High Playmakers®	500-1513	5-12	48' 6" x 42' 0" (14,78m x 12,8m)	36' 1" x 28' 7" x 19' 1" (11m x 8,71m x 5,82m)	9' 0" (2,74m)	25	77	82.75	6966 lbs (3159 kg)	•	•	•	•	
Canyon's Cross Challengers®	350-1705	5-12	61' 7" x 37' 2" (18,77m x 11,33m)	49' 4" x 25' 0" x 14' 9" (15,04m x 7,62m x 4,5m)	9' 0" (2,74m)	26	88	92.75	4703 lbs (2133 kg)	•	•	•	+	+
Canyon's Cross Playmakers®	500-1705	5-12	65' 11" x 37' 9" (20,09m x 11,51m)	53' 8" x 25' 11" x 14' 9" (16,36m x 7,9m x 4,5m)	9' 0" (2,74m)	26	90	91.75	5778 lbs (2621 kg)	•	•	•	+	+

*Child capacity numbers provided for your reference using our professional judgment as no current industry standard exists.



Playmakers® Roundabout

500-1614 • AGES: 5-12

Description	Item Number	Ages	Space Required	Size	Fall Height	Play Events	Child Capacity*	Install Hours	Weight	Compliance				
										ADA	ASTM F1497	CPSC Pub. 325	CAN/CSA Z654	EN 1176
Roundabout Playmakers®	500-1614	5-12	38' 8" x 43' 9" (11,79m x 13,34m)	26' 0" x 36' 7" x 18' 8" (7,92m x 11,15m x 5,69m)	6' 0" (1,83m)	19	72	87.75	6060 lbs (2748 kg)	•	•	•	+	+

All playgrounds shown are in-ground mount and available as surface mount.

Classic Playgrounds

School-Age



Play Fundamentals Tower Tour

FUN-1499 • AGES: 5-12

See page 204 for Play Fundamentals color options.



Challengers Lumberjack Challenge

350-1508 • AGES: 5-12

Description	Item Number	Ages	Space Required	Size	Fall Height	Play Events	Child Capacity*	Install Hours	Weight					
										ADA	ASTM F1487	CPSC Pub 325	CAH/CSA-2614	EN1176
Tower Tour Play Fundamentals	FUN-1499	5-12	43' 3" x 37' 9" (13,18m x 11,51m)	30' 11" x 25' 4" x 17' 1" (9,42m x 7,72m x 5,21m)	8' 0" (2,44m)	23	64	63.5	4264 lbs (1934 kg)	•	•	•	•	+
Lumberjack Challenge Challengers®	350-1508	5-12	47' 0" x 46' 6" (14,33m x 14,17m)	34' 9" x 34' 2" x 8' 9" (10,59m x 10,42m x 2,67m)	8' 0" (2,44m)	13	34	32.75	2404 lbs (1091 kg)	•	•	•	+	•
Lumberjack Challenge Playmakers®	500-1508	5-12	47' 6" x 46' 10" (14,48m x 14,27m)	35' 4" x 34' 6" x 8' 9" (10,77m x 10,52m x 2,67m)	8' 0" (2,44m)	13	34	30.25	2784 lbs (1263 kg)	•	•	•	+	•

*Child capacity numbers provided for your reference using our professional judgment as no current industry standard exists.

78 All play equipment must be installed over an impact-absorbing surface. +CSA and EN compliant versions available. See your Playworld representative for more information.



Challengers® Turnabout

350-1010 • AGES: 5-12



Challengers® Hop, Skip & Slide

350-1520 • AGES: 5-12

Description	Item Number	Ages	Space Required	Size	Fall Height	Play Events	Child Capacity*	Install Hours	Weight	Compliance				
										ADA	ASTM F1487	CPSC Pub. 325	CAN/CSA Z614	EN 1176
Turnabout Challengers®	350-1010	5-12	43' 10" x 31' 7" (13,36m x 9,63m)	31' 8" x 19' 6" x 11' 5" (9,65m x 5,94m x 3,48m)	8' 0" (2,44m)	12	35	39	2436 lbs (1105 kg)	•	•	•	+	+
Turnabout Playmakers®	500-1010	5-12	45' 9" x 32' 7" (13,94m x 9,93m)	33' 4" x 20' 6" x 11' 10" (10,16m x 6,25m x 3,61m)	8' 0" (2,44m)	12	38	39	2986 lbs (1355 kg)	•	•	•	+	+
Hop, Skip & Slide Challengers®	350-1520	5-12	26' 11" x 34' 6" (8,21m x 10,52m)	14' 8" x 20' 0" x 13' 10" (4,47m x 6,1m x 4,22m)	9' 0" (2,74m)	11	31	35.5	1923 lbs (872 kg)	•	•	•	•	+
Hop, Skip & Slide Playmakers®	500-1520	5-12	29' 0" x 34' 3" (8,84m x 10,44m)	16' 6" x 20' 1" x 13' 2" (5,03m x 6,12m x 4,01m)	9' 0" (2,74m)	11	33	35.5	2592 lbs (1176 kg)	•	•	•	•	+

All playgrounds shown are in-ground mount and available as surface mount.

Classic Playgrounds

School-Age



Challengers® Off the Grid

350-1502 • AGES: 5-12



Play Fundamentals Compact

FUN-1491 • AGES: 5-12

See page 204 for Play Fundamentals color options.

Description	Item Number	Ages	Space Required	Size	Fall Height	Play Events	Child Capacity*	Install Hours	Weight					
										ADA	ASTM F1487	CPSC Pub 325	CAN/CSA-Z614	EN1176
Off the Grid Challengers®	350-1502	5-12	39' 0" x 28' 0" (11,89m x 8,53m)	26' 7" x 15' 3" x 12' 7" (8,1m x 4,65m x 3,83m)	8' 0" (2,44m)	10	35	32.75	1808 lbs (820 kg)	•	•	•	+	+
Off the Grid Playmakers®	500-1502	5-12	40' 7" x 28' 9" (12,37m x 8,76m)	28' 3" x 16' 7" x 14' 1" (8,61m x 5,05m x 4,29m)	8' 0" (2,44m)	10	35	33.75	2432 lbs (1103 kg)	•	•	•	+	+
Compact Play Fundamentals	FUN-1491	5-12	34' 4" x 27' 7" (10,46m x 8,41m)	21' 11" x 15' 3" x 10' 5" (6,68m x 4,65m x 3,18m)	8' 0" (2,44m)	7	28	29.5	1521 lbs (690 kg)	•	•	•	+	+

*Child capacity numbers provided for your reference using our professional judgment as no current industry standard exists.

Play Fundamentals Rise Above

FUN-1487 • AGES: 2-12

See page 204 for Play Fundamentals color options.



Challengers® High Rise

350-1501 • AGES: 5-12

Description	Item Number	Ages	Space Required	Size	Fall Height	Play Events	Child Capacity*	Install Hours	Weight					
										ADA	ASTM F1487	CPSC Pub. 223	CAN/CSA-Z914	EN1176
Rise Above Play Fundamentals	FUN-1487	2-12	37' 5" x 33' 5" (11,41m x 10,19m)	25' 1" x 21' 0" x 14' 4" (7,64m x 6,4m x 4,37m)	6' 0" (1,83m)	11	34	36.5	2128 lbs (965 kg)	•	•	•	•	+
High Rise Challengers®	350-1501	5-12	32' 0" x 27' 4" (9,75m x 8,33m)	19' 7" x 15' 3" x 9' 6" (5,97m x 4,65m x 2,9m)	5' 0" (1,52m)	9	25	26	1228 lbs (557 kg)	•	•	•	+	+
High Rise Playmakers®	500-1501	5-12	33' 0" x 28' 9" (10,06m x 8,76m)	20' 10" x 16' 7" x 9' 2" (6,35m x 5,05m x 2,8m)	5' 0" (1,52m)	9	29	26.5	1817 lbs (824 kg)	•	•	•	+	+

All playgrounds shown are in-ground mount and available as surface mount.

PlaySimple® Playgrounds

School-Age

Get the most of every dollar with these affordable, professional-grade playground designs. Provide kids with rich play experiences on a limited budget with simple structures you can install yourself!

PlaySimple color palettes:



PlaySimple® Lookout Point

PSD-1106-FTD • AGES: 5-12



PlaySimple® Rock-N-Slide

PSD-1103-FTD • AGES: 5-12

Description	Item Number	Ages	Space Required	Size	Fall Height	Play Events	Child Capacity*	Install Hours	Weight	Compliance				
										ADA	ASTM F1487	CPSC Pub 925	CAN/CSA Z614	EN1176
Lookout Point PlaySimple®	PSD-1106-FTD	5-12	37' 5" x 40' 2" (11,41m x 12,24m)	25' 5" x 28' 2" x 13' 0" (7,75m x 8,59m x 3,96m)	6' 0" (1,83m)	15	37	33.5	2992 lbs (1357 kg)	•	•	•	+	•
Rock-N-Slide PlaySimple®	PSD-1103-FTD	5-12	30' 6" x 25' 3" (9,3m x 7,7m)	18' 6" x 13' 3" x 13' 0" (5,64m x 4,04m x 3,96m)	6' 0" (1,83m)	7	19	18	1621 lbs (736 kg)	•	•	•	+	•

*Child capacity numbers provided for your reference using our professional judgment as no current industry standard exists.

All play equipment must be installed over an impact-absorbing surface. CSA and EN compliant versions available. See your Playworld representative for more information.



PlaySimple® Eagle Summit

PSD-1105-FTD • AGES: 5-12



PlaySimple® Mega Tunnel Junction

PSD-1104-FTD • AGES: 5-12

Description	Item Number	Ages	Space Required	Size	Fall Height	Play Events	Child Capacity*	Install Hours	Weight	Compliance				
										ADA	ASTM F1497	CRSC Pub. 2025	CAN/CSA-7634	EN1176
Eagle Summit PlaySimple®	PSD-1105-FTD	5-12	37' 5" x 33' 2" (11,41m x 10,11m)	25' 5" x 21' 2" x 13' 0" (7,75m x 6,45m x 3,96m)	6' 0" (1,83m)	11	28	25.5	2443 lbs (1108 kg)	•	•	•	+	•
Mega Tunnel Junction PlaySimple®	PSD-1104-FTD	5-12	30' 7" x 32' 5" (9,32m x 9,88m)	18' 7" x 20' 5" x 13' 0" (5,66m x 6,22m x 3,96m)	6' 0" (1,83m)	11	28	26	2171 lbs (985 kg)	•	•	•	+	•

All playgrounds shown are in-ground mount and available as surface mount.




**A great playground requires balance—
zones for quiet play and places dedicated
to spinning, swinging and climbing.
Add play value to any space with these
freestanding products.**



Freestanding

- 86 Electronic Play
- 93 Motion Play
- 100 Swings
- 102 Slides
- 103 Sports Play
- 104 Balance Activities
- 105 Adventure Tubes
- 106 Sensory Play
- 110 Climbers
- 120 Boulders & Ropes
- 122 Dinosaurs
- 124 Site Accessories

Electronic Play: NEOS
Freestanding Products



NEOS

Outdoor Play Meets the 21st Century

In a digital world, it's hard to get people away from the screen and outside for some fresh air and exercise. But not with NEOS.

This electronic play product appeals to people of all ages and abilities—inviting sports-lovers, gamers, and everyone in between to come play and watch. Participants won't even realize they're getting a cardio workout as they jump, crouch, and run to follow the colored lights and sounds. And because we know kids can (and will) play hard, NEOS is tested to extreme durability standards.






NEW 2017 NEOS[®] Arc AGES: All Ages
ZZXX0997


NEOS^{ARC}


Looking to make the most of a limited space or small budget? The new NEOS Arc is a sleek, economical, small-footprint version of the NEOS 360. Now anyone can bring electronic play to the playground! With the same great games, the NEOS Arc keeps kids jumping and darting between the four pillars—building strength and stamina.


- 9 games
- 1 and 2-player options
- Games last from 45-60 seconds
- 8 buttons on 4 towers
- Free instructional sign included
- Optional custom back panel available


GAMES


 **LIGHT GRABBER**
This classic NEOS game is high energy and highly competitive. Press as many of your own colored lights as possible to win.


 **NINJA**
Play to become the ultimate ninja champion. A sequence of 2 or 3 lights appears. Repeat this pattern as fast as you can to receive higher points.


 **ZIG ZAG**
Press the zig-zagging “ball” as fast as possible. The bottom lights are always part of the game, so it’s great for players of all abilities and ages.

 **FIRE FIGHTER**
Tap lights repeatedly to put out the FIRE. The faster you or your team of firefighters puts out the fire, the better your score.

 **DOUBLE DOTS**
The ultimate teamwork game. Press two lights at the same time; lights are opposite of one another and pressing both lights requires teamwork and cooperation.

 **SURROUND SOUND**
Players can play lead guitar with 8 buttons that each play a different electric guitar sound. The speakers surround you for a complete rock ‘n’ roll experience.

 **RODEO**
Be the first player to round up yer’ 4 lights and make yer’ opponent’s lights disappear. And you’ll love the sounds...yeehaw.

 **MARATHON**
The most intense NEOS game of all. Marathon encourages players to run full sprint for a great workout. How quickly can you hit 40 lights? The quickest time wins.

Description	Item Number	Ages	Space Required	Size	Fall Height	Play Events	Child Capacity*	Install Hours	Weight	ADA	ASTM F1487	CPSC P. 101-205	CAN/CSA-Z65.14	EN 1176
NEOS [®] Arc	ZZXX0997	All Ages	20' 0" x 14' 0" (6,1m x 4,27m)	17' 12" x 6' 10" x 7' 4" (5,48m x 2,08m x 2,24m)	—	1	6	6	633 lbs (288 kg)	•	•	•	•	•

Electronic Play: NEOS®

Freestanding Products



NEOS™ WALL

Players race between four towers, developing agility, coordination, strength, and stamina in a healthy, competitive environment. Nine different games and three skill levels provide players with electrifying challenges. NEOS Wall's steel towers are clad with thick, rotomolded plastic, available in any color.

- 9 games
- 1 and 2-player options
- Games last from 45-60 seconds
- 16 buttons on 4 towers
- Free instructional sign included
- Optional custom back panel available

NEOS® Wall AGES: All Ages

ZZXX1000

GAMES



BUBBLE BURST

Shake out those shoulders. It's time to race the clock. Test your speed and coordination by pressing the "bubbles" before they pop.



DANCE WITH ME

Twist and shout. Players' hearts will race as they move to the beat of the music. Score points by keeping the beat.



SNAKE

Try not to blink. Follow the movement of the snake to knock out the blinking lights before they disappear.



LIGHT GRABBER

Stay focused. Press as many lights as possible within your time limit to maximize your score.



LIGHT THIEF

Press your light before your opponents press theirs to steal their light and points.



ROAD BLOCK

Stop the line of lights by pressing the leading light before it changes color to score points. Concentration and speed are a must.



MUSIC MACHINE

Make your own music by pressing different buttons to create different sounds. No score on this game – just loads of fun for all players.



GOALIE

Pick an opponent to test reaction time in this fast-paced game. Shoot lights past your opponents and block their slapshot lights to score points.



ECHO

The ultimate game of memory: watch and listen to a series of lights and sounds, then repeat the sequence to score points.

Description	Item Number	Ages	Space Required	Size	Fall Height	Play Events	Child Capacity*	Install Hours	Weight	ADA	ASTM F1487	CPSC Pub 325	CAN/CSA-2614	EN1176
NEOS® Wall	ZZXX1000	All Ages	20' 0" x 14' 0" (6,1m x 4,27m)	14' 7" x 3' 10" x 7' 0" (4,44m x 1,17m x 2,13m)	–	1	4	2	1408 lbs (639 kg)	•	•	•	•	•
NEOS® 360 Original	ZZXX0995	All Ages	15' 0" x 12' 0" (4,57m x 3,66m)	14' 3" x 12' 2" x 7' 6" (4,34m x 3,71m x 2,29m)	–	1	6	5	814 lbs (369 kg)	•	•	•	•	•
NEOS® 360 Accessible	ZZXX0994	All Ages	15' 0" x 12' 0" (4,57m x 3,66m)	14' 3" x 12' 2" x 7' 6" (4,34m x 3,71m x 2,29m)	–	1	6	5	814 lbs (369 kg)	•	•	•	•	•

*Child capacity numbers provided for your reference using our professional judgment as no current industry standard exists.

All play equipment must be installed over an impact-absorbing surface. +CSA and EN compliant versions available. See your Playworld representative for more information.



NEOS® 360 Original

NEOS³⁶⁰

Awarded for its innovation, NEOS 360 encompasses the best of physical endurance in a full body gaming approach that helps participants develop agility, coordination, strength and stamina. Its circular design additionally develops peripheral vision, auditory and spatial awareness skills.

NEOS® 360 Original AGES: All Ages

ZZXX0995

NEOS® 360 Accessible AGES: All Ages

ZZXX0994



NEOS® 360 Accessible

GAMES



LIGHT GRABBER

This classic NEOS game is high energy and highly competitive. Press as many of your own colored lights as possible to win.



DOUBLE DOTS

The ultimate teamwork game. Press two lights at the same time; lights are opposite of one another and pressing both lights requires teamwork and cooperation.



NINJA

Play to become the ultimate ninja champion. A sequence of 2 or 3 lights appears. Repeat this pattern as fast as you can to receive higher points.



SURROUND SOUND

Players can play lead guitar with 8 buttons that each play a different electric guitar sound. The speakers surround you for a complete rock 'n' roll experience.



ZIG ZAG

Press the zig-zagging "ball" as fast as possible. The bottom lights are always part of the game, so it's great for players of all abilities and ages.



RODEO

Be the first player to round up yer' 4 lights and make yer' opponent's lights disappear. And you'll love the sounds...yeehaw.



FIRE FIGHTER

Tap lights repeatedly to put out the FIRE. The faster you or your team of firefighters puts out the fire, the better your score.



MARATHON

The most intense NEOS game of all. Marathon encourages players to run full sprint for a great workout. How quickly can you hit 40 lights? The quickest time wins.

Electronic Play: KPE: Kid-Powered Energy

Freestanding Products

Kid power! Spin to charge then push to play! Make music, pretend to drive or have fun with your own voice. Because no wiring is needed, KPE products are shipped ready to install and are environmentally friendly.



KPE Rhythm Spinner AGES: 2-12

ZZXX0113

- Spin the dial to hear cool music; reverse directions to change songs
- Hit the drum pads to play along with the music; each drum pad features a different sound
- Push the button to record your voice and hear it played back
- Features ten different soundtracks



KPE Drive-Away AGES: 2-12

ZZXX0129

- Kids turn a knob to choose one of five vehicles (car, train, fire truck, boat or spaceship) to drive away
- Steer the wheel to power it up; hear music and sounds corresponding to each vehicle
- Dashboard features interactive gadgets including radio, security alarm, horn and ignition



Talking Bob™ AGES: 2-12

ZZXX4200S

- Kids love Talking Bob, an electronic game that repeats what they say, in a funny and creative way
- Powered by kids; requires no power cords or electrical connections

Description	Item Number	Ages	Space Required	Size	Fall Height	Play Events	Child Capacity*	Install Hours	Weight					
										ADA	ASTM F1487	CPSC Pub 325	CAH/CSA-2614	EN1176
KPE Rhythm Spinner	ZZXX0113	2-12	14' 6" x 14' 6" (4,42m x 4,42m)	2' 2" x 2' 3" x 3' 10" (0,66m x 0,69m x 1,17m)	—	1	2	1	74 lbs (34 kg)	•	•	•	•	•
KPE Drive-Away	ZZXX0129	2-12	14' 6" x 14' 6" (4,42m x 4,42m)	2' 2" x 2' 3" x 3' 10" (0,66m x 0,69m x 1,17m)	—	1	2	1	84 lbs (38 kg)	•	•	•	•	•
Talking Bob™	ZZXX4200S	2-12	13' 10" x 13' 4" (4,22m x 4,06m)	1' 10" x 1' 3" x 3' 8" (0,56m x 0,37m x 1,11m)	—	1	1	2	76 lbs (35 kg)	•	•	•	•	•

*Child capacity numbers provided for your reference using our professional judgment as no current industry standard exists.

All play equipment must be installed over an impact-absorbing surface. +CSA and EN compliant versions available. See your Playworld representative for more information.

Electronic Motion Play: Funky Animals with Sound

Freestanding Products

Little ones will squeal with delight as these whimsical animals come alive with sound and music when ridden. Secure electronics run for a year on four D-cell batteries. Colors as shown. Also available without sound.



Bumble Bee AGES: 2-5
 With Sound ZZXX0568
 Without Sound ZZXX0567



Cow AGES: 2-5
 With Sound ZZXX0562
 Without Sound ZZXX0561



Ladybug AGES: 2-5
 With Sound ZZXX0566
 Without Sound ZZXX0565



Horse AGES: 2-5
 With Sound ZZXX0564
 Without Sound ZZXX0563

Description	Item Number	Ages	Space Required	Size	Fall Height	Play Events	Child Capacity*	Install Hours	Weight	Certifications				
										ADA	ASTM F1487	CPSC Pub. 325	CAV/CSA-Z149.1	EN1176
Bumble Bee With Sound	ZZXX0568	2-5	15' 1" x 13' 4" (4,6m x 4,06m)	3' 1" x 1' 4" x 2' 7" (0,94m x 0,41m x 0,79m)	1' 8" (0,5m)	1	1	2	54 lbs (25 kg)	•	•	•	•	•
Cow With Sound	ZZXX0562	2-5	15' 4" x 13' 4" (4,67m x 4,06m)	3' 4" x 1' 4" x 2' 6" (1,01m x 0,41m x 0,76m)	1' 8" (0,5m)	1	1	2	52 lbs (24 kg)	•	•	•	•	•
Ladybug With Sound	ZZXX0566	2-5	14' 10" x 13' 4" (4,52m x 4,06m)	2' 10" x 1' 4" x 2' 6" (0,86m x 0,41m x 0,76m)	1' 8" (0,5m)	1	1	2	52 lbs (24 kg)	•	•	•	•	•
Horse With Sound	ZZXX0564	2-5	15' 6" x 13' 4" (4,73m x 4,06m)	3' 6" x 1' 4" x 2' 8" (1,07m x 0,41m x 0,81m)	1' 8" (0,5m)	1	1	2	53 lbs (24 kg)	•	•	•	•	•

Electronic Motion Play: Spring Riders with Sound

Freestanding Products

What kid doesn't dream of driving? Let them pretend 'til they run out of gas. Secure electronics run for a year on four D-cell batteries. Colors as shown. Also available without sound.



Boat AGES: 2-5
With Sound ZZXX0552
Without Sound ZZXX0551



Truck AGES: 2-5
With Sound ZZXX0558
Without Sound ZZXX0557



Airplane AGES: 2-5
With Sound ZZXX0554
Without Sound ZZXX0553



Car AGES: 2-5
With Sound ZZXX0556
Without Sound ZZXX0555



Train AGES: 2-5
With Sound ZZXX0550
Without Sound ZZXX0549

Description	Item Number	Ages	Space Required	Size	Fall Height	Play Events	Child Capacity*	Install Hours	Weight					
										ADA	ASTM F1487	CPSC Pub-325	CAN/CSA-2614	EN1176
Boat With Sound	ZZXX0552	2-5	15' 0" x 13' 11" (4,57m x 4,24m)	3' 0" x 1' 11" x 2' 8" (0,91m x 0,59m x 0,82m)	1' 5" (0,43m)	1	1	2	87 lbs (40 kg)	•	•	•	•	•
Truck With Sound	ZZXX0558	2-5	15' 0" x 13' 10" (4,57m x 4,22m)	3' 0" x 1' 10" x 2' 8" (0,91m x 0,56m x 0,81m)	1' 5" (0,43m)	1	1	2	91 lbs (42 kg)	•	•	•	•	•
Airplane With Sound	ZZXX0554	2-5	15' 0" x 13' 10" (4,57m x 4,22m)	3' 0" x 1' 10" x 2' 8" (0,91m x 0,56m x 0,81m)	1' 5" (0,43m)	1	1	2	85 lbs (39 kg)	•	•	•	•	•
Car With Sound	ZZXX0556	2-5	15' 0" x 13' 10" (4,57m x 4,22m)	3' 0" x 1' 10" x 2' 8" (0,91m x 0,56m x 0,81m)	1' 5" (0,43m)	1	1	2	88 lbs (40 kg)	•	•	•	•	•
Train With Sound	ZZXX0550	2-5	15' 0" x 14' 2" (4,57m x 4,32m)	3' 0" x 2' 2" x 2' 8" (0,91m x 0,66m x 0,81m)	1' 5" (0,43m)	1	1	2	92 lbs (42 kg)	•	•	•	•	•

*Child capacity numbers provided for your reference using our professional judgment as no current industry standard exists. All play equipment must be installed over an impact-absorbing surface. +CSA and EN compliant versions available. See your Playworld representative for more information.

Motion Play: Action Vehicles & Spring Mates® Freestanding Products

Looking to add some excitement to your playground? You've come to the right place. Kids love movement—select motion products to add bouncing, riding, spinning and a sense of “speed” to the playground.



Single
Sidewinder Cycle
Also Available

Sidewinder Cycle with Sidecar AGES: 2-5
ZZXX0584
Sidewinder Cycle (Single) ZZXX0583



Freddy Firetruck AGES: 2-12
ZZXX0620



Bernie Bus AGES: 2-12
ZZXX0622

Spring Mates®



Chipmunk AGES: 2-5
ZZXX0737



Duck AGES: 2-5
ZZXX0721



Turtle AGES: 2-5
ZZXX0741



Pony AGES: 2-5
ZZXX0725

Description	Item Number	Ages	Space Required	Size	Fall Height	Play Events	Child Capacity*	Install Hours	Weight					
										ADA	ASTM F1487	CPSC Pub. 225	CAH/CISA-1514	EN1176
Sidewinder Cycle with Sidecar	ZZXX0584	2-5	15' 3" x 15' 1" (4,65m x 4,6m)	3' 3" x 3' 1" x 3' 2" (1m x 0,94m x 0,95m)	2' 4" (0,71m)	1	2	3	130 lbs (59 kg)	•	•	•	•	•
Sidewinder Cycle	ZZXX0583	2-5	15' 3" x 13' 3" (4,65m x 4,05m)	3' 3" x 1' 3" x 3' 1" (1m x 0,39m x 0,94m)	2' 4" (0,71m)	1	1	2	67 lbs (31 kg)	•	•	•	•	•
Freddy Firetruck Spring Mount	ZZXX0620	2-12	22' 3" x 18' 8" (6,78m x 5,7m)	8' 3" x 4' 8" x 5' 11" (2,51m x 1,42m x 1,8m)	2' 5" (0,73m)	1	9	10	752 lbs (342 kg)	•	•	•	•	•
Bernie Bus Spring Mount	ZZXX0622	2-12	22' 0" x 18' 8" (6,71m x 5,7m)	8' 0" x 4' 8" x 5' 3" (2,44m x 1,43m x 1,6m)	2' 3" (0,69m)	1	9	10	657 lbs (298 kg)	•	•	•	•	•
Spring Mates® Chipmunk	ZZXX0737	2-5	14' 6" x 13' 4" (4,41m x 4,08m)	2' 6" x 1' 4" x 2' 11" (0,76m x 0,41m x 0,89m)	1' 10" (0,55m)	1	1	2	68 lbs (31 kg)	•	•	•	•	•
Spring Mates® Duck	ZZXX0721	2-5	14' 3" x 13' 3" (4,34m x 4,04m)	2' 3" x 1' 3" x 3' 0" (0,69m x 0,38m x 0,91m)	1' 11" (0,58m)	1	1	2	64 lbs (29 kg)	•	•	•	•	•
Spring Mates® Turtle	ZZXX0741	2-5	14' 3" x 13' 2" (4,33m x 4,02m)	2' 6" x 1' 4" x 2' 11" (0,76m x 0,41m x 0,89m)	1' 12" (0,6m)	1	1	2	65 lbs (30 kg)	•	•	•	•	•
Spring Mates® Pony	ZZXX0725	2-5	14' 6" x 13' 4" (4,41m x 4,06m)	2' 6" x 1' 4" x 2' 11" (0,76m x 0,41m x 0,89m)	1' 10" (0,57m)	1	1	2	70 lbs (32 kg)	•	•	•	•	•

Motion Play: Rockers & Seesaws

Freestanding Products

Go up & down, back & forth, or round & round with these dynamic motion play activities. Kids control the speed and thrill level, working independently on balance skills or cooperatively to keep moving.



Unity® RockR AGES: 2-12

ZZXX0193

- Unlike a single rider experience, this spring rider can accommodate 6 riders at a time
- Multiple ways to engage—sit on outside edge, sit or kneel or lie in bowl
- Multigenerational
- Inclusive features: mounted at transfer height, provides full body support, and encourages children of all abilities to play together on the same piece of equipment
- Allows child-caregiver interaction



Nucleo AGES: 5-12

ZZXX0083

- Kids can bounce and 'surf'
- Range of motion is determined by child's weight
- Promotes balance and coordination



Bing Boing AGES: 5-12

ZZXX0044

- Kids can bob back and forth and spin around at the same time



Wave Rider Seesaw AGES: 2-12

ZZXX0650

- Encourages cooperative play

Description	Item Number	Ages	Space Required	Size	Fall Height	Play Events	Child Capacity*	Install Hours	Weight					
										ADA	ASTM F1487	CPSC Pub. 325	CAN/CSA Z614	EN1176
Unity® RockR	ZZXX0193	2-12	20' 2" x 20' 2" (6,15m x 6,15m)	6' 3" x 6' 3" x 1' 9" (1,9m x 1,9m x 0,54m)	1' 7" (0,49m)	1	6	4	499 lbs (227 kg)	•	•	•	•	•
Nucleo	ZZXX0083	5-12	17' 0" x 15' 7" (5,18m x 4,75m)	2' 11" x 1' 7" x 2' 0" (0,89m x 0,48m x 0,61m)	2' 0" (0,61m)	1	1	2.5	103 lbs (47 kg)	•	•	•	•	•
Bing Boing	ZZXX0044	5-12	17' 2" x 17' 2" (5,23m x 5,23m)	3' 3" x 3' 3" x 4' 6" (0,98m x 0,98m x 1,36m)	1' 6" (0,45m)	1	4	4	276 lbs (125 kg)	•	•	•	•	•
Wave Rider Seesaw	ZZXX0650	2-12	19' 11" x 13' 2" (6,06m x 4,01m)	7' 11" x 1' 0" x 2' 8" (2,4m x 0,3m x 0,81m)	1' 12" (0,6m)	1	2	2	168 lbs (76 kg)	•	•	•	•	•

*Child capacity numbers provided for your reference using our professional judgment as no current industry standard exists. All play equipment must be installed over an impact-absorbing surface. +CSA and EN compliant versions available. See your Playworld representative for more information.



Unity® Teeter Tunnel™ AGES: 5-12

ZZXX0182

- Encourages socialization and cooperation as kids learn to work together to go up and down
- Unlike traditional seesaws, many kids can participate at once
- The cheerful shouts of the kids will make you think you're at the amusement park!
- Many ways to ride—stand, sit, lie down, or hang out in the tunnel for a different experience
- Engages core muscles as kids work to stay balanced
- Lexan® top shown. Also available with perforated roof.



Seesaws AGES: 5-12

ZZXX0605

- Priced as shown in 4-seat version; also available in a 2-seat option
- Tires shown are included



Duo Seesaws AGES: 2-12

With Backrests ZZXX0596

- Ideal for building strength & coordination

Without Backrests ZZXX0595



Quattro Seesaws AGES: 2-12

With Backrests ZZXX0598

- Unique spring design prevents 'bottoming out' for safer play

Without Backrests ZZXX0597

Description	Item Number	Ages	Space Required	Size	Fall Height	Play Events	Child Capacity*	Install Hours	Weight					
										ADA	ASTM F1487	CPSC Pub. 325	CAN/CSA-Z614	EN1176
Unity® Teeter Tunnel™	ZZXX0182	5-12	24' 10" x 14' 2" (7,56m x 4,33m)	12' 10" x 2' 2" x 4' 1" (3,9m x 0,67m x 1,26m)	2' 10" (0,86m)	1	7	12	695 lbs (315 kg)	•	•	•	•	•
Seesaws 4-Seat	ZZXX0605	5-12	24' 1" x 17' 5" (7,34m x 5,31m)	12' 1" x 5' 5" x 3' 6" (3,68m x 1,65m x 1,07m)	3' 3" (0,99m)	1	4	4	324 lbs (147 kg)	•	•	•		
Seesaws 2-Seat	ZZXX0604	5-12	24' 1" x 14' 10" (7,34m x 4,52m)	12' 1" x 2' 10" x 3' 6" (3,68m x 0,86m x 1,07m)	3' 3" (0,99m)	1	2	3	171 lbs (78 kg)	•	•	•	•	•
Duo Seesaws With Backrests	ZZXX0596	2-12	22' 1" x 15' 3" (6,72m x 4,64m)	8' 3" x 1' 3" x 2' 6" (2,51m x 0,38m x 0,76m)	1' 7" (0,49m)	1	3	3	210 lbs (96 kg)	•	•	•	•	•
Quattro Seesaws With Backrests	ZZXX0598	2-12	22' 6" x 17' 9" (6,85m x 5,4m)	8' 6" x 3' 9" x 2' 6" (2,59m x 1,14m x 0,76m)	1' 6" (0,45m)	1	6	5	483 lbs (219 kg)	•	•	•	•	•

Motion Play: Line Riders

Freestanding Products



LiveWire Zip Line™ AGES: 5-12

ZZXX1145

- Kids will line up to take their turn on this exhilarating ride!
- Stand or sit on this 80' (24,4m) long zip line with sleek sculptural styling
- Perceived element of risk; zip line is safe and low to the ground
- Stair access version available

LiveWire Zip Line™ w/ Stairs ZZXX1146



Vaquero AGES: 5-12

ZZXX0149

- This fun ride can accommodate a large group of kids
- Kids can sit, sway and rock, pushing with their legs
- Younger children can sit, while parents use handles to give a gentle ride
- Unique saddle design; holes will accommodate multiple ways for kids to sit



Cruise Line™ AGES: 5-12

ZZXX0355

- Unique ride gives kids the thrill of something exciting and new with perceived risk and speed
- Riders can sit back-to-back, face-to-face, alone, or even lie down
- Children can imagine they're flying, or create new games and take turns
- Cruise Line provides opportunities for inclusive play, exercise, and cooperative play

Description	Item Number	Ages	Space Required	Size	Fall Height	Play Events	Child Capacity*	Install Hours	Weight					
										ADA	ASTM F1487	CPSC Pub. 325	CAN/CSA Z614	EN1176
LiveWire Zip Line™	ZZXX1145	5-12	112' 0" x 24' 4" (34,14m x 7,42m)	100' 0" x 12' 4" x 14' 6" (30,48m x 3,76m x 4,43m)	5' 6" (1,68m)	1	6	32	1702 lbs (772 kg)	•	•	•	•	•
LiveWire Zip Line™ w/ Stairs	ZZXX1146	5-12	112' 0" x 24' 4" (34,14m x 7,42m)	100' 0" x 12' 4" x 14' 6" (30,48m x 3,76m x 4,43m)	5' 6" (1,68m)	1	6	34	1805 lbs (819 kg)	•	•	•	•	•
Vaquero	ZZXX0149	5-12	30' 4" x 30' 4" (9,24m x 9,24m)	18' 4" x 18' 4" x 7' 4" (5,59m x 5,59m x 2,23m)	2' 2" (0,66m)	1	6	8	533 lbs (242 kg)	•	•	•	•	•
Cruise Line™	ZZXX0355	5-12	41' 5" x 23' 6" (12,62m x 7,16m)	27' 5" x 9' 6" x 10' 10" (8,35m x 2,9m x 3,3m)	2' 3" (0,69m)	1	6	18	957 lbs (435 kg)	•	•	•	•	•

*Child capacity numbers provided for your reference using our professional judgment as no current industry standard exists.

All play equipment must be installed over an impact-absorbing surface. +CSA and EN compliant versions available. See your Playworld representative for more information.

Motion Play: Spinning

Freestanding Products



**NEW
2017**



Unity SpinR AGES: 5-12

ZZXX0348*

- Whirl with angled sides delivers a unique sensation and physically active experience—climb, spin, stand, sit, lay, hang or balance
- Optional 1 or 2 recessed, outward-facing inclusive seats at transfer height with an inward pitch to support children with poor trunk control
- Accommodates up to 10 kids—encouraging cooperation and socialization

**NEW
2017**



Whirl-a-Round AGES: 5-12

ZZXX1153*

- Classic whirl design offers familiar spinning experience—promoting vestibular, proprioceptive, balance and cooperative skills
- 6' (1,83m) diameter accommodates many kids in a small footprint
- EN version available



Revo AGES: 5-12

ZZXX0081

- Vertical rotating ring makes Revo a completely unique play experience
- Sitting inside, a child can spin a full 360° or rock back and forth
- Designed with outer grips so other children can assist with spinning
- Ships completely assembled



Spinami AGES: 5-12

ZZXX0151

- Upright spinning whirl accommodates lots of kids at once
- Black rope netting adds an element of surprise and keeps kids playing longer
- The closer you stand to the center pole, the faster Spinami will spin!



Overdrive AGES: 5-12

ZZXX0150

- Kids hold onto the handles, run to start the motion, and get dizzy with excitement
- Exciting overhead whirl can accommodate a large group of kids
- The more kids run, the faster Overdrive spins!

Description	Item Number	Ages	Space Required	Size	Fall Height	Play Events	Child Capacity*	Install Hours	Weight					
										ADA	ASTM F1487	CPSC Pub. 325	CAN/CSA-Z65.14	EN1176
Unity SpinR	ZZXX0348*	5-12	25' 8" x 25' 8" (7,82m x 7,82m)	7' 8" x 7' 8" x 2' 11" (2,33m x 2,33m x 0,89m)	1' 5" (0,44m)	1	10	3.5	866 lbs (393 kg)	•	•	•	•	•
Whirl-a-Round	ZZXX1153*	5-12	23' 11" x 23' 11" (7,29m x 7,29m)	5' 11" x 5' 11" x 3' 6" (1,8m x 1,8m x 1,06m)	1' 5" (0,43m)	1	12	3	441 lbs (200 kg)	•	•	•	•	+
Revo	ZZXX0081	5-12	18' 1" x 13' 5" (5,52m x 4,09m)	6' 1" x 1' 5" x 5' 1" (1,86m x 0,44m x 1,55m)	1' 5" (0,42m)	1	2	2	295 lbs (134 kg)	•	•	•	•	•
Spinami	ZZXX0151	5-12	18' 0" x 18' 0" (5,49m x 5,49m)	6' 0" x 6' 0" x 10' 0" (1,83m x 1,83m x 3,05m)	4' 0" (1,22m)	1	7	6	343 lbs (156 kg)	•	•	•	•	•
Overdrive	ZZXX0150	5-12	18' 3" x 18' 3" (5,56m x 5,56m)	6' 3" x 6' 3" x 7' 4" (1,91m x 1,91m x 2,23m)	6' 0" (1,83m)	1	6	3	331 lbs (150 kg)	•	•	•	•	•

*Availability in US will be dependent upon anticipated 2017 ASTM requirement changes. See your Playworld representative for more information.

Motion Play: Spinners

Freestanding Products



Spin Cup AGES: 5-12

ZZXX0065

- Kids sit in the 'cup' while another spins them



Whirligig AGES: 5-12

ZZXX0043

- There will be giggles galore as children delight in wacky whirling action



Loopy Whoop AGES: 5-12

ZZUN7096

- Kids start to spin as their body movement determines the speed



Spintastic AGES: 5-12

ZZXX0132

- Kids can sit or stand; designed on a slight angle for maximum spinning
- Self regulated speed, based on the child's ability and balance
- Installed at a very low height so even young children can use it



Twister AGES: 5-12

350-TWISTER

- Kids grab hold above and use their upper bodies to make crazy twists and turns



Cozy Cocoon™ AGES: 2-12

ZZXX0483

- Fun for any child; especially designed for those with autism
- Enclosed space to escape to when overstimulated
- Sphere spins; has helpful grips to enter/exit
- Interior molded-in features for tactile experience
- Windows on both sides for adult supervision

Description	Item Number	Ages	Space Required	Size	Fall Height	Play Events	Child Capacity*	Install Hours	Weight					
										ADA	ASTM F 1487	CPSC Pub.325	CAN/CSA-215.14	EN1176
Spin Cup	ZZXX0065	5-12	14' 0" x 14' 0" (4,27m x 4,27m)	1' 10" x 1' 10" x 2' 0" (0,56m x 0,56m x 0,61m)	2' 0" (0,61m)	1	1	2	58 lbs (26 kg)	•	•	•	•	•
Whirligig	ZZXX0043	5-12	14' 6" x 14' 6" (4,42m x 4,42m)	2' 6" x 2' 6" x 4' 3" (0,77m x 0,77m x 1,29m)	1' 5" (0,42m)	1	4	3	149 lbs (68 kg)	•	•	•	•	•
Loopy Whoop	ZZUN7096	5-12	13' 8" x 13' 8" (4,17m x 4,17m)	1' 8" x 1' 8" x 4' 7" (0,5m x 0,5m x 1,41m)	1' 2" (0,36m)	1	3	2	100 lbs (45 kg)	•	•	•	•	•
Spintastic	ZZXX0132	5-12	13' 8" x 13' 8" (4,17m x 4,17m)	1' 8" x 1' 8" x 0' 5" (0,51m x 0,51m x 0,13m)	0' 5" (0,12m)	1	2	0.5	54 lbs (25 kg)	•	•	•	•	•
Twister	350-TWISTER	5-12	16' 4" x 14' 1" (4,98m x 4,29m)	4' 3" x 2' 1" x 8' 6" (1,3m x 0,63m x 2,59m)	1' 1" (0,33m)	1	1	3.75	157 lbs (71 kg)	•	•	•	+	•
Cozy Cocoon™	ZZXX0483	2-12	14' 11" x 14' 9" (4,55m x 4,5m)	2' 11" x 2' 9" x 4' 0" (0,89m x 0,84m x 1,22m)	1' 2" (0,36m)	1	3	1.5	132 lbs (60 kg)	•	•	•	•	•

*Child capacity numbers provided for your reference using our professional judgment as no current industry standard exists.

All play equipment must be installed over an impact-absorbing surface. +CSA and EN compliant versions available. See your Playworld representative for more information.



Vortex AGES: 5-12

350-VORTEX

- Fun comes full circle while kids stand and spin for a vigorous ride



Monorail AGES: 5-12

350-MONO

- Patented air brakes for smooth, safe stop
- Cantilever posts clear path for safer use



Flip Flop™ AGES: 2-12

350-FF

- Motion product with unique up and down action
- Seats are balanced with diagonal rider
- For safety, pivoting rods prevent sudden drops



Sidewalk AGES: 2-12

ZZUN7100

- Sections move based on child's weight
- Develops sense of balance, coordination and motor skills



Bounce Button AGES: 5-12

ZZUN7090

- Range of motion determined by user's weight

Description	Item Number	Ages	Space Required	Size	Fall Height	Play Events	Child Capacity*	Install Hours	Weight					
										ADA	ASTM F1487	CPSC Pub. 325	CAN/CSA-Z65.14	EN1176
Vortex	350-VORTEX	5-12	22' 5" x 15' 3" (6,83m x 4,65m)	10' 3" x 3' 2" x 8' 6" (3,12m x 0,97m x 2,59m)	0' 9" (0,23m)	1	2	5.75	260 lbs (118 kg)	•	•	•	+	•
Monorail	350-MONO	5-12	31' 4" x 15' 2" (9,55m x 4,62m)	19' 4" x 3' 1" x 6' 10" (5,89m x 0,94m x 2,08m)	7' 0" (2,13m)	1	1	6.25	336 lbs (153 kg)	•	•	•	+	•
Flip Flop™	350-FF	2-12	18' 2" x 18' 4" (5,54m x 5,59m)	6' 3" x 6' 4" x 5' 6" (1,91m x 1,93m x 1,68m)	2' 0" (0,61m)	1	4	4.75	34 lbs (16 kg)	•	•	•	•	•
Sidewalk	ZZUN7100	2-12	22' 3" x 15' 4" (6,77m x 4,67m)	8' 3" x 1' 4" x 1' 6" (2,5m x 0,41m x 0,47m)	1' 6" (0,47m)	1	3	2	167 lbs (76 kg)	•	•	•	•	•
Bounce Button	ZZUN7090	5-12	15' 2" x 15' 2" (4,62m x 4,62m)	1' 2" x 1' 2" x 1' 6" (0,36m x 0,36m x 0,46m)	1' 7" (0,49m)	1	1	1	32 lbs (15 kg)	•	•	•	•	•

Swings

Freestanding Products



Unity® Hoopla Swing AGES: 2-12

ZZXX0199

- Multi-user swing holds up to 6 children
- Inclusive motion experience
- Provides physical and social skill development
- Calming for children, especially on the autism spectrum
- Offers full body support, making it ideal for children with disabilities who may not otherwise be able to experience swing motion



Single Post Swings with Toddler Beam AGES: 2-12

SWING-SP8-TOD

- Two black belt swing seats and one infant seat with zinc coated chains included
- 8' (2,44m) tall with 5" (12,7cm) outer diameter end posts
- Also available without toddler beam



Classic Standard Swings AGES: 2-12

SWING-S8-6

- 2-3/8" (6,03cm) outer diameter posts
- Slash-proof, black belt swing seats with zinc coated chains
- Priced as shown with the 8' (2,44m) high top rail and 6-seats
- Also available in 10' height



Early Childhood T-Swing AGES: 2-5

SWING-7T

- Two black, slash-proof infant seats with zinc coated chains included
- 7' (2,13m) tall with 3-1/2" (8,8cm) diameter posts

Description	Item Number	Ages	Space Required	Size	Fall Height	Play Events	Child Capacity*	Install Hours	Weight	ADA	ASTM F1487	CPSC Pub 225	CAN/CSA-Z874	EN1176
Unity® Hoopla Swing	ZZXX0199	2-12	26' 7" x 27' 8" (8,1m x 8,43m)	14' 7" x 4' 6" x 7' 10" (4,44m x 1,37m x 2,39m)	8' 0" (2,44m)	1	6	4	325 lbs (148 kg)	•	•	•	•	
Single Post Swings with Toddler Beam	SWING-SP8-TOD	2-12	28' 7" x 32' 3" (8,72m x 9,83m)	16' 7" x 0' 9" x 8' 6" (5,05m x 0,23m x 2,59m)	8' 0" (2,44m)	1	3	3.75	338 lbs (154 kg)	•	•	•	•	+
Single Post Swings 2-Seats	SWING-SP8	2-12	24' 0" x 32' 0" (7,32m x 9,75m)	12' 0" x 0' 8" x 8' 0" (3,66m x 0,2m x 2,44m)	8' 0" (2,44m)	1	2	2.5	282 lbs (128 kg)	•	•	•	•	+
Classic Standard Swings 6-Seats	SWING-S8-6	2-12	48' 11" x 32' 0" (14,91m x 9,75m)	37' 10" x 11' 8" x 8' 0" (11,53m x 3,56m x 2,44m)	8' 0" (2,44m)	1	6	7	523 lbs (238 kg)	•	•	•	•	+
Classic Standard Swings 4-Seats	SWING-S8-4	2-12	+32' 0" Length (+9,75m)	27' 3" x 11' 8" x 8' 0" (8,31m x 3,56m x 2,44m)	8' 0" (2,44m)	1	4	5	377 lbs (171 kg)	•	•	•	•	+
Classic Standard Swings 2-Seats	SWING-S8-2	2-12	27' 9" x 32' 0" (8,46m x 9,75m)	16' 8" x 11' 8" x 8' 0" (5,08m x 3,56m x 2,44m)	8' 0" (2,44m)	1	2	3	228 lbs (104 kg)	•	•	•	•	+
Early Childhood T-Swing	SWING-7T	2-5	22' 6" x 20' 4" (6,86m x 6,2m)	10' 11" x 0' 6" x 7' 0" (3,33m x 0,16m x 2,13m)	7' 0" (2,13m)	1	2	2	241 lbs (110 kg)	•	•	•	•	+

*Child capacity numbers provided for your reference using our professional judgment as no current industry standard exists.

All play equipment must be installed over an impact-absorbing surface. +CSA and EN compliant versions available. See your Playworld representative for more information.



Heavy Duty Swings AGES: 2-12

SWING-H8-4

- 2-3/8" (6,03cm) outer diameter end posts and 3-1/2" (8,8cm) outer diameter top rail
- Four slash-proof, black belt swing seats with zinc coated chains
- Also available in 10' height
- Available with 2, 4 or 6 seats



Tire Swing AGES: 2-12

SWING-500-TIRE

- 5" (12,7cm) diameter aluminum top rail and end posts
- Add-a-bay option also available



Arch Swings AGES: 2-12

SWING-ARCH-500

- 5" (12,7cm) outer diameter aluminum arch frame and two black belt swing seats with zinc coated chains
- Also available in 3-1/2" (8,8cm)
- Add-a-bay options also available



**NEW
2017**

Swing Along AGES: 2-5

- Multigenerational swing features face-to-face seats: one for children under 5 and one for a sibling, parent or caregiver
- Deeper seat with chain suspension in front of toddler provides more support and multiple, easy handholds
- Promotes social, emotional, visual, vestibular, proprioceptive, and language development
- Use with exclusive Swing Along bay requiring less surfacing (sold separately)



Accessible Swing Seat AGES: 2-12

- Available in 7' (2,13m), 8' (2,44m) and 10' (3,05m) top rail versions
- Can be used on many of the swing sets shown here

Description	Item Number	Ages	Space Required	Size	Fall Height	Play Events	Child Capacity*	Install Hours	Weight					
										ADA	ASTM F1487	CPSA Pub. 225	CA/CSA 126.14	EN1176
Heavy Duty Swings 6-Seats 8' (2,44m) Height	SWING-H8-6	2-12	55' 3" x 32' 0" (16,84m x 9,75m)	10' 0" x 43' 0" x 8' 0" (3,05m x 13,11m x 2,44m)	8' 0" (2,44m)	1	6	8	703 lbs (319 kg)	•	•	•	•	•
Heavy Duty Swings 4-Seats 8' (2,44m) Height	SWING-H8-4	2-12	44' 4" x 32' 0" (13,51m x 9,75m)	10' 0" x 32' 0" x 8' 0" (3,05m x 9,75m x 2,44m)	8' 0" (2,44m)	1	4	6	520 lbs (236 kg)	•	•	•	•	•
Heavy Duty Swings 2-Seats 8' (2,44m) Height	SWING-H8-2	2-12	33' 7" x 32' 0" (10,24m x 9,75m)	10' 0" x 21' 0" x 8' 0" (3,05m x 6,4m x 2,44m)	8' 0" (2,44m)	1	2	4	339 lbs (154 kg)	•	•	•	•	•
Tire Swing	SWING-500-TIRE	2-12	27' 11" x 22' 5" (8,51m x 6,83m)	15' 11" x 4' 5" x 7' 2" (4,85m x 1,35m x 2,19m)	6' 11" (2,11m)	1	3	4	254 lbs (116 kg)	•	•	•	•	•
Tire Swings Add-A-Bay Unit	SWING-500-TIRE-ADD	2-12	+22' 5" Length (+6,83m)	15' 6" x 4' 5" x 7' 6" (4,72m x 1,35m x 2,29m)	6' 11" (2,11m)	1	3	4	199 lbs (91 kg)	•	•	•	•	•
Arch Swings 2-Seats	SWING-ARCH-500	2-12	23' 5" x 32' 0" (7,14m x 9,75m)	11' 5" x 4' 5" x 8' 0" (3,48m x 1,35m x 2,44m)	8' 0" (2,44m)	1	2	3.5	231 lbs (105 kg)	•	•	•	•	•
Arch Swings Add-A-Bay Unit	SWING-ARCH-500-ADD	2-12	+32' 0" Length (+9,75m)	11' 5" x 4' 5" x 8' 1" (3,48m x 1,35m x 2,46m)	8' 0" (2,44m)	1	2	3.5	163 lbs (74 kg)	•	•	•	•	•

Slides

Freestanding Products



Unity® Slide Climber AGES: 5-12

ZZXX0346

- The thrill of a slide and so much more!
- Three different climbers for a variety of challenge levels
- Tube at the top is entry to slide and a gathering point
- Children use the space underneath to socialize and play games

Nuvo™ 360° Spiral Slide AGES: 2-12

ZZXX0630

- Corkscrew slide features a one-piece bedway and canopy with molded-in handhold
- Graceful curves and swirls match Nuvo style
- Deck height is 6' (1,83m)

Boulder Hill Slide AGES: 2-12

CB-1300

- Build a slide into your site's landscape for the ultimate wow factor
- Bring the fun of sliding into the natural setting, featuring a boulder entrance
- Slide is segmented for design flexibility; choose from hundreds of configurations
- Priced as shown



Glide Slide AGES: 2-12

ZZCH3536

- Durable, one-piece design
- Available from three deck heights: 4' (1,22m, shown), 5' (1,52m) and 6' (1,83m)

Twist and Shout Slide AGES: 2-12

ZZCH2728

- Curved, textured bedways give a thrilling side-to-side motion
- Deck height is 4' (1,22m)

Rumble Seat Slide AGES: 2-12

ZZCH2738

- Bumpy slide helps build multi-sensory awareness
- Deck height is 5' (1,52m)

Description	Item Number	Ages	Space Required	Size	Fall Height	Play Events	Child Capacity*	Install Hours	Weight					
										ADA	ASTM F1487	CPSC Pub. 325	CAH/CSA-614	EN1176
Unity® Slide Climber	ZZXX0346	5-12	33' 11" x 19' 7" (10,33m x 5,96m)	22' 11" x 7' 7" x 8' 7" (6,99m x 2,31m x 2,62m)	8' 7" (2,62m)	1	10	12	893 lbs (405 kg)	•	•	•	•	•
Nuvo™ 360° Spiral Slide	ZZXX0630	2-12	22' 10" x 17' 5" (6,96m x 5,31m)	10' 10" x 5' 5" x 13' 0" (3,3m x 1,65m x 3,96m)	6' 0" (1,83m)	1	4	8	900 lbs (409 kg)	•	•	•	•	•
Boulder Hill Slide	CB-1300	2-12	29' 8" x 15' 4" (9,04m x 4,67m)	17' 8" x 3' 4" x 11' 0" (5,39m x 1,01m x 3,35m)	7' 0" (2,13m)	1	2	6.75	1215 lbs (552 kg)	•	•	•	•	•
Glide Slide	ZZCH3536	2-12	24' 6" x 15' 2" (7,48m x 4,61m)	12' 6" x 3' 2" x 8' 6" (3,82m x 0,97m x 2,59m)	4' 0" (1,22m)	1	4	6	384 lbs (174 kg)	•	•	•	•	•
Twist and Shout Slide	ZZCH2728	2-12	24' 11" x 16' 2" (7,6m x 4,93m)	12' 12" x 4' 0" x 8' 6" (3,95m x 1,23m x 2,58m)	4' 0" (1,22m)	1	6	8	475 lbs (216 kg)	•	•	•	+	+
Rumble Seat Slide	ZZCH2738	2-12	25' 2" x 16' 5" (7,67m x 5m)	13' 2" x 4' 5" x 9' 6" (4,02m x 1,34m x 2,89m)	5' 0" (1,52m)	1	6	8	504 lbs (229 kg)	•	•	•	+	+

*Child capacity numbers provided for your reference using our professional judgment as no current industry standard exists.

All play equipment must be installed over an impact-absorbing surface. +CSA and EN compliant versions available. See your Playworld representative for more information.



Tetherball AGES: 5-12

ZZXX1079

- Classic game of a ball on a rope that swings around a center post
- Ball features a recessed rope attachment for extra protection
- Replacement ball with rope also available



Parallel Bars AGES: 5-12

ZZUN5750

- Builds upper-body strength and stamina



Toss-Up AGES: 2-12

ZZXX1050

- Unique funnel shape with four openings makes it even more fun to guess where the ball will come out
- Large capacity to receive more than one ball at a time for more fun



The Triple Shoot-Out AGES: 2-12

ZZXX1051

- Adjustable baskets create opportunity for challenge and growth
- Three baskets open up the imagination to create new games

Description	Item Number	Ages	Space Required	Size	Fall Height	Play Events	Child Capacity*	Install Hours	Weight					
										ADA	ASTM F1487	CPSC Pub. 325	CAN/CSA-Z614	EN1176
Tetherball	ZZXX1079	5-12	12' 0" x 12' 0" (3,66m x 3,66m)	0' 10" x 0' 10" x 10' 0" (0,25m x 0,25m x 3,05m)	–	1	2	1	32 lbs (15 kg)					
Tetherball Replacement Ball with Rope	ZZXX1080	5-12	–	0' 10" x 0' 10" x 0' 10" (0,25m x 0,25m x 0,25m)	–	1	2	0.25	1 lbs (1 kg)					
Parallel Bars	ZZUN5750	5-12	23' 6" x 13' 10" (7,16m x 4,22m)	11' 6" x 1' 10" x 2' 8" (3,51m x 0,56m x 0,81m)	2' 8" (0,81m)	1	3	2	103 lbs (47 kg)	•	•	•	•	•
Toss-Up	ZZXX1050	2-12	12' 0" x 12' 0" (3,66m x 3,66m)	3' 4" x 3' 4" x 9' 3" (1,01m x 1,01m x 2,82m)	–	1	8	1	110 lbs (50 kg)	•	•	•	•	•
The Triple Shoot-Out	ZZXX1051	2-12	12' 0" x 12' 0" (3,66m x 3,66m)	4' 10" x 5' 3" x 10' 1" (1,47m x 1,6m x 3,07m)	–	1	8	2	309 lbs (141 kg)	•	•	•	•	•

Balance Activities

Freestanding Products



Balance Trax Playground AGES: 2-12

BT-1201



Unity® Steppers AGES: 2-12

- Available in small, medium, and large
- Multi-functional stepping “stones” connect various pieces of equipment, and provide social gathering places for children
- Opportunities for pretend games like crossing a river



Stationary Buttons AGES: 2-12

ZZUN7140

- Can be mounted with other buttons at different heights to create a staircase or walkway
- Available in 1' (0,30m), 1' 6" (0,46m), and 2' (0,61m) heights
- Sold individually



Balance Beams Curved AGES: 2-12

ZZXX1020

- Made of steel with galvanized steel support legs
- Dura (Straight) ZZUN6500

Description	Item Number	Ages	Space Required	Size	Fall Height	Play Events	Child Capacity*	Install Hours	Weight					
										ADA	ASTM F1487	CPSC Pub. 325	CAN/CSA Z814	EN1176
Balance Trax Playground	BT-1201	2-12	38' 5" x 21' 3" (11,71m x 6,48m)	26' 5" x 9' 3" x 4' 0" (8,05m x 2,82m x 1,22m)	1' 4" (0,41m)	10	16	24	930 lbs (422 kg)	•	•	•	•	•
A. Balance Trax Boomerang	ZZX0345	2-12	18' 0" x 14' 11" (5,49m x 4,55m)	5' 12" x 3' 3" x 3' 2" (1,83m x 1m x 0,97m)	0' 8" (0,2m)	1	2	3	123 lbs (56 kg)	•	•	•	•	•
B. Balance Trax Pond	ZZX0341	2-12	13' 2" x 13' 2" (4,01m x 4,01m)	1' 2" x 1' 2" x 0' 8" (0,36m x 0,36m x 0,2m)	0' 8" (0,2m)	1	1	0.75	17 lbs (8 kg)	•	•	•	•	•
C. Balance Trax Dunes	ZZX0343	2-12	19' 0" x 14' 2" (5,79m x 4,31m)	7' 0" x 2' 2" x 3' 7" (2,14m x 0,65m x 1,09m)	1' 1" (0,33m)	1	2	3.5	152 lbs (69 kg)	•	•	•	•	•
D. Balance Trax Snake	ZZX0344	2-12	19' 9" x 16' 3" (6,02m x 4,95m)	7' 0" x 4' 3" x 3' 2" (2,13m x 1,3m x 0,97m)	0' 8" (0,2m)	1	2	4	165 lbs (75 kg)	•	•	•	•	•
E. Balance Trax Mountain	ZZX0342	2-12	19' 0" x 14' 2" (5,79m x 4,31m)	7' 0" x 2' 2" x 3' 10" (2,14m x 0,65m x 1,17m)	1' 4" (0,41m)	1	2	3.5	149 lbs (68 kg)	•	•	•	•	•
F. Unity® Steppers Large	ZZUN7138	2-12	15' 10" x 15' 10" (4,82m x 4,82m)	3' 10" x 3' 10" x 1' 7" (1,17m x 1,17m x 0,48m)	1' 7" (0,48m)	1	4	2	128 lbs (59 kg)	•	•	•	•	•
G. Unity® Steppers Medium	ZZUN7137	2-12	14' 0" x 14' 0" (4,28m x 4,28m)	2' 0" x 2' 0" x 1' 0" (0,61m x 0,61m x 0,3m)	0' 12" (0,3m)	1	1	1	55 lbs (25 kg)	•	•	•	•	•
H. Unity® Steppers Small	ZZUN7136	2-12	13' 4" x 13' 4" (4,06m x 4,06m)	1' 4" x 1' 4" x 0' 8" (0,41m x 0,41m x 0,2m)	0' 9" (0,22m)	1	1	1	30 lbs (14 kg)	•	•	•	•	•
Stationary Buttons 1' (0,31m)	ZZUN7140	2-12	13' 2" x 13' 2" (4,01m x 4,01m)	1' 2" x 1' 2" x 1' 0" (0,36m x 0,36m x 0,3m)	1' 0" (0,3m)	1	1	0.75	28 lbs (13 kg)	•	•	•	•	•
Balance Beams Curved	ZZXX1020	2-12	23' 0" x 16' 0" (7,01m x 4,88m)	11' 0" x 4' 0" x 1' 4" (3,35m x 1,22m x 0,41m)	1' 4" (0,41m)	1	2	2	62 lbs (29 kg)	•	•	•	•	•

*Child capacity numbers provided for your reference using our professional judgment as no current industry standard exists.

All play equipment must be installed over an impact-absorbing surface. +CSA and EN compliant versions available. See your Playworld representative for more information.



Freestanding Passage Adventure Tube AGES: 2-12
ZZUN4448

- Enhances gross motor skills
- Provides a cozy space on the playground
- Openings allow for easier supervision



Log Tube AGES: 2-12 🌿
ZZUN5197

- Molded details provide sensory experience
- Crawling engages the whole body
- Develops child's imagination while encouraging inclusive, cooperative play

Themed Adventure Tubes

- Promotes crawling activity, engages the entire body and enhances gross motor skills
- Available in all 4 panel shapes (shown below)
- Choose your end panel shape; end panel shapes cannot be mixed



Single Passage Tube (shown with Fish Panel)



Fish



Flower



Butterfly



Turtle



Double Passage Tube (shown with Flower Panel)

The Passage - Fish AGES: 2-12
ZZUN5168

The Double Passage - Flower AGES: 2-12
ZZUN5187

Description	Item Number	Ages	Space Required	Size	Fall Height	Play Events	Child Capacity*	Install Hours	Weight					
										ADA	ASTM F1487	CPSC Pub. 325	CAN/CSA-Z614	EN1176
Freestanding Passage Adventure Tube	ZZUN4448	2-12	16' 3" x 14' 6" (4,95m x 4,42m)	4' 3" x 2' 5" x 3' 2" (1,3m x 0,74m x 0,97m)	0' 11" (0,28m)	1	3	3	92 lbs (42 kg)	•	•	•	•	•
Log Tube	ZZUN5197	2-12	18' 0" x 15' 11" (5,49m x 4,84m)	6' 0" x 3' 11" x 3' 4" (1,83m x 1,19m x 1,01m)	0' 7" (0,18m)	1	3	4	137 lbs (63 kg)	•	•	•	•	•
Themed Adventure Tubes The Passage - Fish	ZZUN5168	2-12	16' 1" x 16' 3" (4,9m x 4,95m)	4' 1" x 4' 2" x 3' 8" (1,24m x 1,27m x 1,12m)	0' 9" (0,23m)	1	3	4	115 lbs (53 kg)	•	•	•	•	•
Themed Adventure Tubes The Passage - Flower	ZZUN5167	2-12	16' 3" x 15' 11" (4,95m x 4,85m)	4' 1" x 3' 11" x 3' 9" (1,24m x 1,19m x 1,14m)	0' 9" (0,23m)	1	3	4	114 lbs (52 kg)	•	•	•	•	•
Themed Adventure Tubes The Passage - Butterfly	ZZUN5169	2-12	16' 1" x 15' 10" (4,9m x 4,82m)	4' 1" x 3' 10" x 3' 7" (1,24m x 1,17m x 1,09m)	0' 9" (0,23m)	1	3	4	117 lbs (54 kg)	•	•	•	•	•
Themed Adventure Tubes The Passage - Turtle	ZZUN5166	2-12	16' 3" x 16' 6" (4,95m x 5,03m)	4' 1" x 4' 6" x 3' 8" (1,24m x 1,37m x 1,12m)	0' 9" (0,23m)	1	3	2	113 lbs (52 kg)	•	•	•	•	•
Themed Adventure Tubes The Double Passage - Fish	ZZUN5188	2-12	20' 0" x 16' 2" (6,1m x 4,93m)	8' 0" x 4' 2" x 3' 8" (2,44m x 1,27m x 1,12m)	0' 9" (0,23m)	1	5	4	160 lbs (73 kg)	•	•	•	•	•
Themed Adventure Tubes The Double Passage - Flower	ZZUN5187	2-12	20' 0" x 15' 11" (6,1m x 4,85m)	8' 0" x 3' 11" x 3' 9" (2,44m x 1,19m x 1,14m)	0' 9" (0,23m)	1	5	4	159 lbs (73 kg)	•	•	•	•	•
Themed Adventure Tubes The Double Passage - Butterfly	ZZUN5189	2-12	20' 0" x 15' 10" (6,1m x 4,82m)	8' 0" x 3' 10" x 3' 7" (2,44m x 1,17m x 1,09m)	0' 9" (0,23m)	1	5	4	162 lbs (74 kg)	•	•	•	•	•
Themed Adventure Tubes The Double Passage - Turtle	ZZUN5186	2-12	20' 0" x 16' 6" (6,1m x 5,03m)	8' 0" x 4' 6" x 3' 8" (2,44m x 1,37m x 1,12m)	0' 9" (0,23m)	1	5	4	158 lbs (72 kg)	•	•	•	•	•

Sensory Play: Activity Panels

Freestanding Products



Bell Panel AGES: 2-12
350-BELL

- Use attached plastic music notes to ring bells
- Four unique bell tones build auditory awareness



Drum Panel AGES: 2-12
350-DRUM

- Bongo-style drums in varying tones



Horn Panel AGES: 2-12
350-HORN

- Press for two distinct horn noises



Chime Panel AGES: 2-12
350-CHIME

- Built-in spinning mallet rings chime



Drum Set AGES: 2-12
ZZUN5049

- Three bongo-style drums in varying tones



Rhythm Wall AGES: 2-12
350-1431

- Connected panels of drums, chimes, bells and horns encourage socialization and collaborative music-making
- Camber Half Square Roof provides economical sun protection

Description	Item Number	Ages	Space Required	Size	Fall Height	Play Events	Child Capacity*	Install Hours	Weight					
										ADA	ASTM F1487	CPSC Pub. 225	CAN/CSA Z19.1	EN1176
Bell Panel	350-BELL	2-12	15' 6" x 12' 11" (4,72m x 3,94m)	3' 5" x 0' 10" x 4' 6" (1,04m x 0,25m x 1,37m)	—	1	2	3.75	111 lbs (51 kg)	•	•	•	•	•
Drum Panel	350-DRUM	2-12	15' 6" x 13' 7" (4,72m x 4,14m)	3' 5" x 1' 7" x 4' 6" (1,04m x 0,48m x 1,37m)	—	1	2	3.75	109 lbs (50 kg)	•	•	•	•	•
Horn Panel	350-HORN	2-12	15' 6" x 12' 10" (4,72m x 3,91m)	3' 5" x 0' 9" x 4' 6" (1,04m x 0,23m x 1,37m)	—	1	2	3.75	107 lbs (49 kg)	•	•	•	•	•
Chime Panel	350-CHIME	2-12	15' 6" x 12' 7" (4,72m x 3,83m)	3' 5" x 0' 6" x 4' 6" (1,04m x 0,15m x 1,37m)	—	1	2	4.25	119 lbs (54 kg)	•	•	•	•	•
Drum Set	ZZUN5049	2-12	14' 5" x 16' 11" (4,39m x 5,15m)	2' 5" x 4' 11" x 2' 8" (0,73m x 1,5m x 0,81m)	—	1	2	3	122 lbs (55 kg)	•	•	•	•	•
Rhythm Wall	350-1431	2-12	23' 0" x 15' 10" (7,01m x 4,82m)	10' 8" x 3' 6" x 7' 11" (3,25m x 1,07m x 2,41m)	—	4	8	10.75	420 lbs (191 kg)	•	•	•	•	•

*Child capacity numbers provided for your reference using our professional judgment as no current industry standard exists.

All play equipment must be installed over an impact-absorbing surface. +CSA and EN compliant versions available. See your Playworld representative for more information.

Sensory Play

Freestanding Products



Sand Studio 6 AGES: 2-5
ZZPD3265

- Portable for both indoor and outdoor use
- Colors as shown



Sand & Water Table AGES: 2-12
ZZXX1270

- Two-basin accessible table features drain plug with easy on/off screw cap and two bin covers



Sand & Water Table with LolloTop™ Roofs AGES: 2-12
ZZXX1275

- Complete with three whimsical LolloTop roofs
- Two-basin accessible table with drain plug and two multifunctional bin covers



EZ-Digger Accessible AGES: 2-12
ZZXX0421

- Features 360° rotation and dual hand controls
- Also available in original version with seat

EZ-Digger Original ZZXX0416



Tic-Tac-Toe Panel AGES: 2-12
350-TTT

- Promotes hand/eye coordination and builds dexterity

Description	Item Number	Ages	Space Required	Size	Fall Height	Play Events	Child Capacity*	Install Hours	Weight					
										ADA	ASTM F1487	CPSC Pub. 225	CAN/CSA-Z614	EN1176
Sand Studio 6	ZZPD3265	2-5	16' 5" x 15' 6" (4,99m x 4,73m)	4' 5" x 3' 6" x 5' 9" (1,34m x 1,08m x 1,75m)	—	1	5	3	173 lbs (79 kg)	•	•	•	•	•
Sand & Water Table	ZZXX1270	2-12	20' 0" x 14' 6" (6,1m x 4,43m)	8' 0" x 2' 9" x 2' 10" (2,44m x 0,84m x 0,86m)	—	1	11	2.5	163 lbs (74 kg)	•	•	•	•	•
Sand & Water Table with LolloTop™ Roofs	ZZXX1275	2-12	21' 7" x 15' 2" (6,58m x 4,62m)	9' 11" x 3' 2" x 8' 6" (3,03m x 0,97m x 2,6m)	—	1	11	2.5	293 lbs (133 kg)	•	•	•	•	•
EZ-Digger Accessible	ZZXX0421	2-12	17' 4" x 8' 8" (5,28m x 2,64m)	3' 4" x 1' 2" x 3' 4" (1,03m x 0,35m x 1,02m)	—	1	1	1	50 lbs (23 kg)	•	•	•	•	•
EZ-Digger Original	ZZXX0416	2-12	15' 4" x 15' 4" (4,67m x 4,67m)	3' 8" x 1' 2" x 2' 11" (1,12m x 0,35m x 0,89m)	—	1	1	1	55 lbs (25 kg)	•	•	•	•	•
Tic-Tac-Toe Panel	350-TTT	2-12	15' 6" x 12' 10" (4,72m x 3,91m)	3' 6" x 0' 10" x 4' 6" (1,07m x 0,25m x 1,37m)	—	1	2	3.25	109 lbs (50 kg)	•	•	•	•	•

Pretend Play

Freestanding Products

QuBits™

- Familiar block shape with recessed areas to help little hands and feet climb
- Enables kids to easily assume a 3-point climbing stance for balance and safety. Treads on top help prevent slips
- Fosters imaginative play and creates social opportunities where kids can work together to establish rules, manage conflict and learn
- Provides opportunities for children and caregivers to play together
- Many configurations available; see website for details

*Patent pending



QuBits™ Cluster 8 AGES: 2-12
ZZUN7116



Home Dome AGES: 2-5

ZZXX0365

- The first play dome that doubles as a playhouse or clubhouse
- Spacing between rungs has been carefully designed for younger children for just the right amount of challenge and accomplishment
- Develops children's understanding of spatial relationships of their body in a space
- Develops upper-body strength by hanging and swinging, jumping, discovery of new climbing paths and details within the dome
- Improves social skills through inventive physical and imaginative play



Butterfly Climber AGES: 2-5

ZZXX0480

- Gives children a fun and safe place to practice their balance and coordination skills
- Hand-eye coordination improves as they use the handholds in the butterfly wings
- Encourages children to socialize and negotiate to pass one another
- Each colorful butterfly sold separately



Flower Climber AGES: 2-5

ZZXX0479

- Safe, fun and easy to engage; children will love climbing up, over and through
- Children practice control and balance, and become aware of their body position in space

Description	Item Number	Ages	Space Required	Size	Fall Height	Play Events	Child Capacity*	Install Hours	Weight					
										ADA	ASTM F1487	CPSC Pub. 325	CAN/CSA Z614	EN1176
QuBits™ Cluster 8	ZZUN7116	2-12	19' 0" x 17' 0" (5,79m x 5,18m)	7' 0" x 5' 0" x 4' 0" (2,13m x 1,52m x 1,22m)	4' 0" (1,22m)	1	6	7	182 lbs (83 kg)	•	•	•	•	•
Home Dome	ZZXX0365	2-5	21' 10" x 22' 2" (6,65m x 6,76m)	10' 2" x 9' 10" x 4' 8" (3,09m x 3m x 1,41m)	5' 0" (1,52m)	1	8	8.5	427 lbs (194 kg)	•	•	•	•	•
Butterfly Climber	ZZXX0480	2-5	13' 4" x 13' 2" (4,05m x 4,01m)	1' 4" x 1' 2" x 4' 0" (0,41m x 0,36m x 1,22m)	0' 10" (0,25m)	1	1	1	40 lbs (19 kg)	•	•	•	•	•
Flower Climber	ZZXX0479	2-5	18' 9" x 15' 0" (5,72m x 4,57m)	6' 9" x 3' 0" x 6' 2" (2,06m x 0,91m x 1,88m)	4' 0" (1,22m)	1	3	2	91 lbs (42 kg)	•	•	•	•	•

*Child capacity numbers provided for your reference using our professional judgment as no current industry standard exists.

All play equipment must be installed over an impact-absorbing surface. +CSA and EN compliant versions available. See your Playworld representative for more information.

PlayExpress AGES: 2-5

Also available in natural colors



Playdozer AGES: 2-12

ZZXX3230



Prairie Wagon AGES: 2-12

ZZXX9525

- Old West style wagon will provide lots of pretend opportunities
- Transfer station and climber let everyone in on the action
- Slide for quick exit from "robbers"!

Description	Item Number	Ages	Space Required	Size	Fall Height	Play Events	Child Capacity*	Install Hours	Weight					
										ADA	ASTM F 1487	CPSC Pub. 325	CAV/CSA-226.14	EN1176
A. PlayExpress The Engine Car	ZZXX3150	2-5	26' 4" x 15' 9" (8,03m x 4,81m)	14' 4" x 3' 10" x 6' 5" (4,37m x 1,17m x 1,96m)	2' 0" (0,61m)	1	10	10	773 lbs (351 kg)	•	•	•	+	•
B. PlayExpress The Sandbox Car	ZZXX3180	2-5	20' 1" x 15' 9" (6,12m x 4,81m)	8' 1" x 3' 10" x 4' 8" (2,46m x 1,17m x 1,42m)	-	1	10	5	458 lbs (208 kg)	•	•	•	•	•
C. PlayExpress The Tanker Car	ZZXX3195	2-5	19' 6" x 15' 1" (5,94m x 4,6m)	7' 11" x 3' 1" x 3' 8" (2,42m x 0,94m x 1,12m)	0' 9" (0,22m)	1	3	5	368 lbs (167 kg)	•	•	•	•	•
D. PlayExpress The Dining Car	ZZXX3170	2-5	17' 4" x 15' 9" (5,29m x 4,81m)	5' 5" x 3' 10" x 4' 3" (1,65m x 1,17m x 1,3m)	-	1	4	5	321 lbs (146 kg)	•	•	•	•	•
Playdozer	ZZXX3230	2-12	23' 8" x 16' 6" (7,21m x 5,03m)	11' 8" x 4' 6" x 7' 1" (3,56m x 1,37m x 2,16m)	3' 0" (0,91m)	1	6	8	521 lbs (236 kg)	•	•	•	•	•
Prairie Wagon	ZZXX9525	2-12	32' 5" x 26' 4" (9,88m x 8,03m)	20' 5" x 14' 4" x 7' 7" (6,22m x 4,37m x 2,31m)	3' 0" (0,91m)	1	16	28	1729 lbs (785 kg)	•	•	•	•	•

Climbers: PlayCubes™
Freestanding Products



**NEW
2017**

PlayCubes™

- Geometric, sculptural cubes recreated in collaboration with Richard Dattner to bring visual interest to any space
- Undefined paths and varying handholds invite exploration and unstructured play
- Open-ended design and distinctive form promotes physical, social, cognitive and creative development
- Modularity offers countless configurations for any layout and budget
- Available with a slide for a more familiar play experience



PlayCubes™ 1.0 AGES: 2-12

PLAYCUBES-1

- Pack a lot of play value into a small space
- Perfect for toddlers who haven't learned to climb yet
- Builds imagination and increases spatial awareness

PlayCubes™ 4.0 AGES: 5-12

PLAYCUBES-4

- Add rich play and climbing challenge in an efficient footprint
- Encourages interpretation with undefined paths and varying handholds
- Promotes social, physical, cognitive and creative play



For more PlayCubes configurations, see page 52.

Description	Item Number	Ages	Space Required	Size	Fall Height	Play Events	Child Capacity*	Install Hours	Weight	ADA	ASTM F1487	CPSC Pub. 325	CAN/CSA-7634	EN 1176
PlayCubes™ 1.0	PLAYCUBES-1	2-12	16' 4" x 16' 11" (4,98m x 5,16m)	4' 4" x 4' 11" x 4' 1" (1,32m x 1,5m x 1,24m)	4' 1" (1,24m)	1	6	1.5	142 lbs (65 kg)	•	•	•	•	•
PlayCubes™ 4.0	PLAYCUBES-4	5-12	22' 0" x 20' 8" (6,71m x 6,3m)	9' 11" x 8' 8" x 6' 1" (3,02m x 2,64m x 1,85m)	6' 1" (1,85m)	4	22	5.5	525 lbs (238 kg)	•	•	•	•	+

Climbers: Unity®

Freestanding Products



Shown with optional Sensory Connections (sold separately)

Dome AGES: 5-12

ZZXX0366

- A play experience that brings everyone together
- Play in, on and around
- Unique rings and rungs create new adventures and climbing challenges
- Perch points create special destinations
- Accessible for children in wheelchairs for more inclusive play
- Net tube climber inside creates different climbing experience

*U.S. Patent D729,224S

Unity® Dome Sensory Connections



Drum

Tambourine

Washboard



Flex Treads

Rushmore™ AGES: 5-12

ZZXX0183

- An exclusive play element that provides flexible climbing and inventive, imaginative play, as if playing on a hill
- Kids can jump, crawl, walk, roll, or rest
- Prompts creativity and teamwork
- Weave into the 'cave' underneath the flex treads and relax on the sling seats
- Flex treads go all the way to the ground, making it inclusive
- Flex treads provide superior strength while maintaining the perfect amount of flexibility

Description	Item Number	Ages	Space Required	Size	Fall Height	Play Events	Child Capacity*	Install Hours	Weight					
										ADA	ASTM F1487	CPSC Pub 325	CAH/CISA 2614	EN1176
Unity® Dome	ZZXX0366	5-12	27' 0" x 27' 0" (8,23m x 8,23m)	15' 0" x 15' 0" x 7' 0" (4,57m x 4,57m x 2,13m)	7' 0" (2,13m)	1	17	20	607 lbs (276 kg)	•	•	•	•	•
Unity® Dome Sensory Connections	ZZXX0367	5-12	-	2' 6" x 0' 0" x 2' 6" (0,76m x 0m x 0,76m)	-	3	3	1.5	76 lbs (35 kg)	•	•	•	•	•
Unity® Rushmore™	ZZXX0183	5-12	18' 4" x 17' 2" (5,59m x 5,23m)	14' 3" x 17' 1" x 8' 9" (4,35m x 5,2m x 2,68m)	4' 0" (1,22m)	1	18	28	1171 lbs (531 kg)	•	•	•	•	•

*Child capacity numbers provided for your reference using our professional judgment as no current industry standard exists. All play equipment must be installed over an impact-absorbing surface. +CSA and EN compliant versions available. See your Playworld representative for more information.



Large Canopy AGES: 5-12

ZZXX0187

- Inspired by traditional monkey bars
- Designed so children gain a sense of achievement every time they play on it—traditional overhead measured success on crossing entire length
- Climbing cleats help everyone get started
- Non-linear canopy provides options for many different paths



Climbing Cleats

Small Canopy AGES: 5-12

ZZXX0189

- A smaller version of the overhead canopy
- Can be used alone or combine with add-on sections to create your own unique canopy
- Climbing cleats help everyone get started
- Non-linear canopy provides options for many different paths



Slide Climber AGES: 5-12

ZZXX0346

- The thrill of a slide and so much more!
- Three different climbers for a variety of challenge levels
- Tube at the top is entry to slide and a gathering point
- Children use the space underneath to socialize and play games

Description	Item Number	Ages	Space Required	Size	Fall Height	Play Events	Child Capacity*	Install Hours	Weight	Compliance				
										ADA	ASTM F1487	CPSC Pub. 225	CA/CSEA-2014	EN1176
Unity® Large Canopy	ZZXX0187	5-12	25' 4" x 21' 1" (7,72m x 6,44m)	13' 4" x 9' 1" x 7' 4" (4,06m x 2,78m x 2,23m)	7' 4" (2,23m)	1	13	9.5	608 lbs (276 kg)	•	•	•	•	•
Unity® Small Canopy	ZZXX0189	5-12	18' 4" x 17' 2" (5,59m x 5,23m)	6' 4" x 5' 2" x 6' 7" (1,93m x 1,58m x 2,01m)	6' 2" (1,88m)	1	6	4.5	208 lbs (95 kg)	•	•	•	•	•
Unity® Slide Climber	ZZXX0346	5-12	33' 11" x 19' 7" (10,33m x 5,96m)	22' 11" x 7' 7" x 8' 7" (6,99m x 2,31m x 2,62m)	8' 7" (2,62m)	1	10	12	893 lbs (405 kg)	•	•	•	•	•

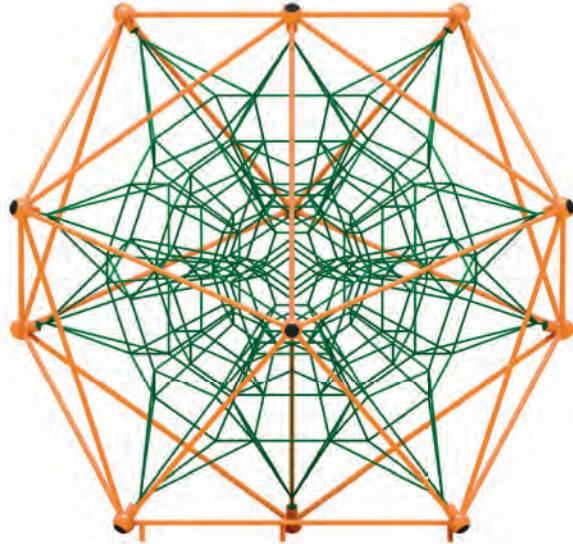
Climbers: PlayWeb®

Freestanding Products

Innovative design provides the ultimate climbing experience! Rope movement provides challenge and perceived risk. Designed for maximum climbing room in less space and for any budget.



PlayWeb® Medium AGES: 5-12
ZZXX0019



PlayWeb® Large AGES: 5-12
ZZXX0020



PlayWeb® Lite AGES: 5-12
ZZXX0465



Rope for PlayWeb is available in red or green.

Mounting kits for each PlayWeb® sold separately.



Berliner Seilfabrik Rope Technology since 1865

Description	Item Number	Ages	Space Required	Size	Fall Height	Play Events	Child Capacity*	Install Hours	Weight					
										ADA	ASTM F1487	CPSC Pub. 325	CAH/CISA-2514	EN1176
PlayWeb® Medium	ZZXX0019	5-12	25' 5" x 25' 7" (7,75m x 7,8m)	12' 4" x 14' 1" x 11' 7" (3,76m x 4,29m x 3,53m)	8' 0" (2,44m)	1	20	15	870 lbs (395 kg)	•	•	•	•	•
PlayWeb® Large	ZZXX0020	5-12	33' 0" x 32' 10" (10,06m x 10,01m)	16' 7" x 19' 1" x 15' 7" (5,05m x 5,82m x 4,75m)	10' 0" (3,05m)	1	30	28	1125 lbs (511 kg)	•	•	•	•	•
PlayWeb® Lite	ZZXX0465	5-12	24' 11" x 24' 4" (7,6m x 7,42m)	12' 11" x 12' 4" x 11' 0" (3,94m x 3,76m x 3,35m)	6' 9" (2,06m)	1	12	15	689 lbs (313 kg)	•	•	•	•	•

*Child capacity numbers provided for your reference using our professional judgment as no current industry standard exists.

All play equipment must be installed over an impact-absorbing surface. +CSA and EN compliant versions available. See your Playworld representative for more information.



Climbers

Freestanding Products

Triumph™ Climbers



Large AGES: 2-12
ZZXX0414



Small AGES: 2-12
ZZXX0413



Moon Rock Climber AGES: 2-12
ZZXX0148

- Encourages exploration and discovery
- Space-themed, molded-in features under the climber include rockets, stars and the solar system
- Kids will love to climb, jump and hide underneath



Whirlwind Climbers AGES: 5-12
ZZUN6736

- Unique, distinctive climber adds visual appeal and excitement to play areas
- Molded-in 'ribs', hand- and footholds provide safe, challenging climb
- Available in 5 heights; priced for 2' (0,61m)
- Use one or combine two or more to create your own design



Super Dome AGES: 5-12
ZZXX0400

- Develops coordination and body strength

Description	Item Number	Ages	Space Required	Size	Fall Height	Play Events	Child Capacity*	Install Hours	Weight					
										ADA	ASTM F1487	CPSC Pub 929	CAN/CSA Z87.14	EN1176
Triumph™ Climbers Large	ZZXX0414	2-12	30' 5" x 29' 4" (9,27m x 8,94m)	18' 5" x 17' 4" x 7' 0" (5,61m x 5,28m x 2,13m)	6' 10" (2,08m)	1	8	13	1062 lbs (482 kg)	•	•	•	•	•
Triumph™ Climbers Small	ZZXX0413	2-12	22' 9" x 20' 11" (6,93m x 6,38m)	10' 9" x 8' 11" x 7' 0" (3,28m x 2,72m x 2,13m)	6' 10" (2,08m)	1	4	6.5	610 lbs (277 kg)	•	•	•	•	•
Moon Rock Climber	ZZXX0148	2-12	18' 4" x 21' 2" (5,59m x 6,45m)	6' 3" x 8' 1" x 3' 8" (1,91m x 2,46m x 1,12m)	3' 8" (1,12m)	1	8	4	243 lbs (111 kg)	•	•	•	•	•
Whirlwind Climbers 2' (0,61m)	ZZUN6736	5-12	14' 0" x 15' 3" (4,27m x 4,66m)	2' 0" x 3' 3" x 6' 6" (0,61m x 0,99m x 1,98m)	2' 0" (0,61m)	1	2	1.5	114 lbs (52 kg)	•	•	•	•	•
Whirlwind Climbers 3' (0,91m)	ZZUN6737	5-12	14' 0" x 15' 3" (4,27m x 4,66m)	2' 0" x 3' 3" x 7' 5" (0,61m x 0,99m x 2,26m)	3' 0" (0,91m)	1	2	1.75	133 lbs (61 kg)	•	•	•	•	•
Whirlwind Climbers 4' (1,22m)	ZZUN6738	5-12	14' 0" x 15' 3" (4,27m x 4,66m)	2' 0" x 3' 3" x 8' 5" (0,61m x 0,99m x 2,57m)	4' 0" (1,22m)	1	2	2	152 lbs (69 kg)	•	•	•	•	•
Whirlwind Climbers 5' (1,52m)	ZZUN6739	5-12	14' 0" x 15' 3" (4,27m x 4,66m)	2' 0" x 3' 3" x 9' 5" (0,61m x 0,99m x 2,87m)	5' 0" (1,52m)	1	2	2.25	171 lbs (78 kg)	•	•	•	•	•
Whirlwind Climbers 6' (1,83m)	ZZUN6740	5-12	14' 0" x 15' 3" (4,27m x 4,66m)	2' 0" x 3' 3" x 10' 5" (0,61m x 0,99m x 3,18m)	6' 0" (1,83m)	1	2	2.5	190 lbs (87 kg)	•	•	•	•	•
Super Dome	ZZXX0400	5-12	27' 6" x 27' 6" (8,38m x 8,38m)	15' 6" x 15' 4" x 6' 2" (4,72m x 4,67m x 1,88m)	6' 2" (1,88m)	1	15	10	358 lbs (163 kg)	•	•	•	•	•

*Child capacity numbers provided for your reference using our professional judgment as no current industry standard exists.

All play equipment must be installed over an impact-absorbing surface. +CSA and EN compliant versions available. See your Playworld representative for more information.



Jumble Gym AGES: 5-12

ZZXX0430

- Develops hand/eye coordination
- Increases upper-body strength



Cosmic Warp AGES: 5-12

ZZXX0401

- Encourages safe risk taking



Summit Climbers: Ozarks AGES: 5-12

ZZXX0461



Summit Climbers: Rockies AGES: 5-12

ZZXX0463



Summit Climbers: Sierra AGES: 5-12

ZZXX0462



Summit Climbers: Appalachian AGES: 5-12

ZZXX0464

Description	Item Number	Ages	Space Required	Size	Fall Height	Play Events	Child Capacity*	Install Hours	Weight					
										ADA	ASTM F1487	CPSC Pub. 325	CAN/CSA-7614	EN1176
Jumble Gym	ZZXX0430	5-12	28' 8" x 26' 6" (8,75m x 8,07m)	16' 8" x 14' 6" x 11' 1" (5,08m x 4,42m x 3,38m)	6' 1" (1,85m)	1	12	6	354 lbs (161 kg)	•	•	•	•	•
Cosmic Warp	ZZXX0401	5-12	24' 6" x 14' 6" (7,47m x 4,42m)	11' 6" x 2' 6" x 8' 9" (3,51m x 0,76m x 2,67m)	8' 9" (2,67m)	1	6	2	251 lbs (114 kg)	•	•	•	•	•
Summit Climbers: Ozarks	ZZXX0461	5-12	33' 3" x 24' 6" (10,15m x 7,46m)	21' 5" x 11' 1" x 7' 11" (6,54m x 3,38m x 2,41m)	7' 11" (2,41m)	1	12	6	454 lbs (206 kg)	•	•	•	•	•
Summit Climbers: Rockies	ZZXX0463	5-12	33' 3" x 31' 10" (10,15m x 9,7m)	21' 5" x 19' 8" x 8' 7" (6,54m x 6m x 2,62m)	8' 7" (2,62m)	1	16	8	774 lbs (352 kg)	•	•	•	•	•
Summit Climbers: Sierra	ZZXX0462	5-12	29' 9" x 17' 10" (9,06m x 5,43m)	17' 9" x 5' 9" x 8' 7" (5,41m x 1,75m x 2,62m)	8' 7" (2,62m)	1	10	4.5	449 lbs (204 kg)	•	•	•	•	•
Summit Climbers: Appalachian	ZZXX0464	5-12	33' 3" x 33' 11" (10,15m x 10,33m)	21' 7" x 21' 4" x 8' 7" (6,58m x 6,5m x 2,62m)	8' 7" (2,62m)	1	22	13	1101 lbs (500 kg)	•	•	•	•	•

Climbers: RockBlocks®

Freestanding Products

When kids have you climbing the walls, set them loose to climb these walls. Specially designed and securely bolted handholds are designed with ridges and textured for better grip. Ultimate configuration flexibility.



Adventure Canyon AGES: 5-12
RB-1015



Rocky Ridge AGES: 5-12
RB-1200



Climbing Tunnel AGES: 2-12
ZZXX0407



Corner Rock AGES: 5-12
RB-305



Around the Bend AGES: 5-12
RB-310



Hairpin Turn AGES: 5-12
RB-315



WonderFalls AGES: 5-12
RB-1005

Description	Item Number	Ages	Space Required	Size	Fall Height	Play Events	Child Capacity*	Install Hours	Weight	Compliance				
										ADA	ASTM F1487	CPSA Pub. 225	CSA/CSA-Z614	EN1176
RockBlocks® Adventure Canyon	RB-1015	5-12	36' 5" x 29' 5" (11,1m x 8,97m)	24' 5" x 17' 5" x 9' 0" (7,44m x 5,31m x 2,74m)	9' 0" (2,74m)	11	26	20	1413 lbs (641 kg)	•	•	•	+	+
RockBlocks® Rocky Ridge	RB-1200	5-12	33' 5" x 16' 7" (10,19m x 5,05m)	21' 5" x 4' 7" x 8' 0" (6,53m x 1,4m x 2,44m)	8' 0" (2,44m)	3	10	7.75	459 lbs (209 kg)	•	•	•	•	•
RockBlocks® Climbing Tunnel	ZZXX0407	2-12	21' 0" x 19' 0" (6,4m x 5,79m)	9' 0" x 6' 6" x 3' 3" (2,74m x 1,98m x 0,99m)	3' 3" (0,99m)	1	6	4	323 lbs (147 kg)	•	•	•	•	•
RockBlocks® Corner Rock	RB-305	5-12	19' 10" x 17' 2" (6,04m x 5,23m)	7' 10" x 5' 2" x 5' 0" (2,39m x 1,58m x 1,52m)	5' 0" (1,52m)	3	8	5.25	298 lbs (136 kg)	•	•	•	•	•
RockBlocks® Around the Bend	RB-310	5-12	24' 9" x 19' 2" (7,54m x 5,84m)	12' 9" x 7' 2" x 7' 0" (3,89m x 2,19m x 2,13m)	7' 0" (2,13m)	4	12	6.75	193 lbs (88 kg)	•	•	•	•	•
RockBlocks® Hairpin Turn	RB-315	5-12	25' 3" x 23' 11" (7,7m x 7,29m)	13' 3" x 11' 11" x 7' 0" (4,04m x 3,63m x 2,13m)	7' 0" (2,13m)	7	19	10.25	813 lbs (369 kg)	•	•	•	•	•
RockBlocks® WonderFalls	RB-1005	5-12	23' 9" x 27' 1" (7,24m x 8,25m)	11' 9" x 15' 1" x 9' 0" (3,58m x 4,6m x 2,74m)	9' 0" (2,74m)	6	14	11.25	798 lbs (362 kg)	•	•	•	+	+

*Child capacity numbers provided for your reference using our professional judgment as no current industry standard exists.

All play equipment must be installed over an impact-absorbing surface. +CSA and EN compliant versions available. See your Playworld representative for more information.

Climbers: Nature Inspired

Freestanding Products

Add all the play value and aesthetics of nature to your playground without the maintenance hassles. Our climbers provide a safe, familiar play experience and bring nature into any space.



Nature-Inspired Pillars AGES: 2-12 (12", 18") & 5-12 (24") 🌿

Log Pillar

24" ZZUN8803
18" ZZUN8802
12" ZZUN8801

Stone Pillar

24" ZZUN8813
18" ZZUN8812
12" ZZUN8811

- Color and texture of real wood or stone facilitates imagination and awakens sensory skills
- Use as freestanding stepper, independently or with other pillars to access a deck
- Available in 12" (0,30m), 18" (0,46m) and 24" (0,61m) heights
- Each pillar sold separately



Log Crawl AGES: 2-12 🌿

ZZUN8807

- Provides a cozy spot for hiding, relaxing, socializing and imagining
- Made of glass fiber reinforced concrete (GFRC) for durability and easy maintenance



Pup Tent Climber AGES: 2-12 🌿

ZZXX0409

- Ample space beneath provides a place for quiet time, hiding or socialization
- Exterior of the tent features several RockBlocks® handholds that allow for climbing
- Encourages imaginative and social play



Log Hop AGES: 2-12 🌿

ZZUN8396

- Create an imaginative path through the swamp
- Available in 12" (0,30m) & 16" (0,41m) heights
- Sold individually



Rock Log AGES: 2-12 🌿

ZZBD0027

- The flex-design lets you turn it into a balance beam, a bridge, or a bench
- Promotes fitness and social play: kids can sit, walk, climb and jump into a new adventure
- Looks like a real wood log, but without the maintenance worries of one

Description	Item Number	Ages	Space Required	Size	Fall Height	Play Events	Child Capacity*	Install Hours	Weight	Certifications				
										ADA	ASTM F1487	CPSA Pub 325	CAHC/CSK-2614	EN1176
Log Pillar 24"	ZZUN8803	5-12	13' 0" x 13' 0" (3,96m x 3,96m)	1' 0" x 1' 0" x 2' 0" (0,3m x 0,3m x 0,61m)	2' 0" (0,61m)	1	1	2.5	173 lbs (79 kg)	•	•	•	•	•
Stone Pillar 24"	ZZUN8813	5-12	13' 0" x 13' 0" (3,96m x 3,96m)	1' 0" x 1' 0" x 2' 0" (0,3m x 0,3m x 0,61m)	2' 0" (0,61m)	1	1	2.5	173 lbs (79 kg)	•	•	•	•	•
Log Crawl	ZZUN8807	2-12	16' 1" x 14' 11" (4,9m x 4,55m)	4' 1" x 2' 11" x 2' 5" (1,24m x 0,89m x 0,74m)	2' 5" (0,74m)	1	8	2	1240 lbs (563 kg)	•	•	•	•	•
Pup Tent Climber	ZZXX0409	2-12	19' 0" x 15' 11" (5,79m x 4,85m)	7' 0" x 3' 11" x 4' 1" (2,13m x 1,19m x 1,24m)	4' 1" (1,24m)	1	6	5	320 lbs (146 kg)	•	•	•	•	•
12" Log Hop	ZZUN8396	2-12	13' 6" x 13' 6" (4,11m x 4,11m)	1' 10" x 1' 5" x 1' 0" (0,56m x 0,44m x 0,3m)	1' 0" (0,3m)	1	1	1	51 lbs (24 kg)	•	•	•	•	•
16" Log Hop	ZZUN8428	2-12	13' 6" x 13' 6" (4,11m x 4,11m)	1' 10" x 1' 8" x 1' 4" (0,56m x 0,52m x 0,41m)	1' 4" (0,41m)	1	1	1	54 lbs (25 kg)	•	•	•	•	•
Rock Log	ZZBD0027	2-12	21' 6" x 15' 11" (6,55m x 4,85m)	9' 6" x 3' 9" x 2' 7" (2,9m x 1,14m x 0,79m)	2' 7" (0,79m)	1	5	2	3300 lbs (1497 kg)	•	•	•	•	•

Boulders & Ropes

Freestanding Products



Boulders

Mimic an authentic rock climbing experience in a safe, durable way with these boulders. Made of PolyFiberCrete®, these products look and feel like the real deal while providing a non-slip surface for kids to practice climbing, coordination, and agility.

A. Ridge Boulder AGES: 5-12 🌿

ZZBD0015

- A platform at the top rewards climbers with a thrilling view and place to hang out
- Handholds and footholds guide climbers up and around
- Unique angles encourage safe risk-taking

B. Castle Boulder AGES: 5-12 🌿

ZZBD0016

- Our tallest boulder puts kids' problem-solving skills to the test
- Challenging routes offer more adventure for bigger kids
- Creative angles and crevices appeal to younger climbers

C. Picnic Boulder AGES: 2-12 🌿

ZZBD0013

- The wide, flat top surface is great for hanging out with friends
- Built-in cave allows for easy wheelchair access
- Ability to connect to your playground

D. Tower Boulder AGES: 5-12 🌿

ZZBD0014

- Simple routes provide an easy climb to the top
- Built-in cave makes for fun exploration on the ground
- Ability to connect to your playground

E. Bench Boulder AGES: 2-12 🌿

ZZBD0012

- Great for all skill levels
- Easy-to-climb activity for younger children
- Natural alternative to commercial seating

Description	Item Number	Ages	Space Required	Size	Fall Height	Play Events	Child Capacity*	Install Hours	Weight	Compliance				
										ADA	ASTM F1487	CPSC Pub. 325	CAN/CSA Z614	EN1176
A. Ridge Boulder	ZZBD0015	5-12	19' 5" x 17' 2" (5,92m x 5,23m)	7' 5" x 5' 2" x 6' 0" (2,26m x 1,58m x 1,83m)	6' 0" (1,83m)	1	4	2	7830 lbs (3551 kg)	•	•	•	•	•
B. Castle Boulder	ZZBD0016	5-12	20' 8" x 16' 8" (6,3m x 5,08m)	8' 8" x 4' 8" x 7' 9" (2,64m x 1,42m x 2,36m)	7' 9" (2,36m)	1	5	2	13920 lbs (6313 kg)	•	•	•	•	•
C. Picnic Boulder	ZZBD0013	2-12	20' 11" x 16' 8" (6,38m x 5,08m)	8' 11" x 4' 9" x 3' 0" (2,71m x 1,45m x 0,91m)	3' 0" (0,91m)	1	5	2	3600 lbs (1633 kg)	•	•	•	•	•
D. Tower Boulder	ZZBD0014	5-12	17' 4" x 16' 1" (5,28m x 4,9m)	5' 4" x 4' 1" x 6' 1" (1,62m x 1,24m x 1,85m)	6' 1" (1,85m)	1	4	2	4640 lbs (2105 kg)	•	•	•	•	•
E. Bench Boulder	ZZBD0012	2-12	15' 3" x 14' 5" (4,65m x 4,4m)	3' 3" x 2' 5" x 1' 8" (0,99m x 0,74m x 0,51m)	1' 8" (0,51m)	1	3	2	1160 lbs (527 kg)	•	•	•	•	•

*Child capacity numbers provided for your reference using our professional judgment as no current industry standard exists. All play equipment must be installed over an impact-absorbing surface. +CSA and EN compliant versions available. See your Playworld representative for more information.



Boulder Ropes

For added thrill and challenge, add any one of these ropes between two boulders. Boulders sold separately.



Tight Rope AGES: 5-12

- The gripping adventure builds dexterity and upper-body strength
- Attaches to Ridge, Tower, and Castle Boulders



Mod X Climber AGES: 5-12

- Add a lateral climb for kids who want a bigger challenge
- Encourages balance, coordination, and strength
- Attaches to Ridge, Tower, and Castle Boulders



Rope Climber AGES: 5-12

- Pique curiosity and build self-confidence with this dynamic climber
- Attaches to two Tower Boulders or can be used between a Tower Boulder and a playground



Rope Bridge AGES: 5-12

- Kids become imaginary jungle explorers on this thrilling bridge
- Develops balance and coordination, and promotes pretend play
- Base rope available only in natural color as shown
- Available on Ridge, Tower and Castle Boulders



Dinosaurs: T-Rex

Freestanding Products

Kids become daring dino-hunters as they climb and hide among the giant bones and eggs. Made of solid PolyFiberCrete® for durability—no cracking or chipping of surface layers. Purchase and install elements individually, or in any combination to create a complete playsystem.



Head AGES: 2-12 🌿
ZZXX0135

Ribs AGES: 2-12 🌿
ZZXX0136

Tail AGES: 2-12 🌿
ZZXX0137



Hatchling Egg AGES: 2-12 🌿
ZZXX0139



Hatched Egg AGES: 2-12 🌿
ZZXX0138

Description	Item Number	Ages	Space Required	Size	Fall Height	Play Events	Child Capacity*	Install Hours	Weight					
										ADA	ASTM F1487	CPSC Pub. 325	CAN/CSA-Z614	EN1176
T-Rex Head	ZZXX0135	2-12	17' 3" x 14' 10" (5,26m x 4,52m)	5' 3" x 2' 10" x 4' 2" (1,6m x 0,86m x 1,27m)	4' 2" (1,27m)	1	5	1	2500 lbs (1134 kg)	•	•	•	•	•
T-Rex Ribs	ZZXX0136	2-12	19' 8" x 16' 11" (6m x 5,16m)	7' 8" x 4' 11" x 5' 6" (2,34m x 1,5m x 1,68m)	5' 6" (1,68m)	1	9	1	2750 lbs (1248 kg)	•	•	•	•	•
T-Rex Tail	ZZXX0137	2-12	18' 5" x 16' 3" (5,61m x 4,95m)	6' 5" x 4' 3" x 3' 9" (1,96m x 1,3m x 1,14m)	3' 9" (1,14m)	1	5	1	1325 lbs (601 kg)	•	•	•	•	•
T-Rex Hatchling Egg	ZZXX0139	2-12	15' 10" x 15' 9" (4,82m x 4,8m)	3' 10" x 3' 9" x 4' 7" (1,17m x 1,14m x 1,4m)	4' 7" (1,4m)	1	3	1	2860 lbs (1298 kg)	•	•	•	•	•
T-Rex Hatched Egg	ZZXX0138	2-12	16' 7" x 15' 4" (5,05m x 4,67m)	4' 7" x 3' 4" x 3' 7" (1,4m x 1,01m x 1,09m)	3' 7" (1,09m)	1	3	1	1500 lbs (681 kg)	•	•	•	•	•

*Child capacity numbers provided for your reference using our professional judgment as no current industry standard exists. All play equipment must be installed over an impact-absorbing surface. +CSA and EN compliant versions available. See your Playworld representative for more information.

Dinosaurs: Diggables

Freestanding Products

Hands-on digging and scientific discovery turns pre-schoolers into pint-sized archaeologists. Sandboxes become places of discovery as kids unearth replicas of dinosaur fossils for a 3D experience. Made of super durable PolyFiberCrete® to withstand tough play and harsh weather.



Fossil Jam AGES: 2-12 🌿
ZZXX0061



Raptor Rock Head AGES: 2-12 🌿
ZZXX0059



Raptor Rock Tail AGES: 2-12 🌿
ZZXX0060



Diggables Fossil Jam



Diggables Raptor Rock Tail and Head

Description	Item Number	Ages	Space Required	Size	Fall Height	Play Events	Child Capacity*	Install Hours	Weight	Compliance				
										ADA	ASTM F1487	CPSC Pub. 325	CAN/CSA-Z914	EN1176
Diggables Fossil Jam	ZZXX0061	2-12	–	2' 4" x 2' 4" x 1' 0" (0,71m x 0,71m x 0,3m)	–	1	4	1	121 lbs (55 kg)	•	•	•	•	•
Diggables Raptor Rock Head	ZZXX0059	2-12	–	5' 1" x 3' 9" x 0' 7" (1,55m x 1,14m x 0,18m)	–	1	5	1	429 lbs (195 kg)	•	•	•	•	•
Diggables Raptor Rock Tail	ZZXX0060	2-12	–	4' 0" x 4' 5" x 0' 7" (1,22m x 1,35m x 0,18m)	–	1	5	1	410 lbs (186 kg)	•	•	•	•	•

Site Accessories

Freestanding Products



Playground Safety Audit Kit

ZZXX0050

- Exclusive audit kit allows you to evaluate existing equipment for safety compliance
- Kit includes: test gauges; small, large and flat probes; and our ASTM/CPSC Playground Audit Guide
- Everything you need for a thorough evaluation, all in one convenient, nylon duffel bag
- These tools are for general hazard identification, not machined to given tolerance level, and may vary slightly



Custom Signs Single Sided

ZZXX0155

- Playworld can create a one-of-a-kind sign using your logo, artwork and message
- Ideal for dedicating your site or thanking a sponsor
- Your signage can be unique to fit your personal needs
- Signs are custom made, so please allow extra time for delivery
- Orders cannot be changed or canceled once order and customer approval sign-off is received by Playworld
- Priced as shown; double-sided custom sign also available

Risk Management Signs

- Attractive and durable, these signs put your safety guidelines right on site
- Eye-catching signs provide parents with age-appropriate guidelines



2-5 Years Old

ZZXX0165

5-12 Years Old

ZZXX0175

2-12 Years Old

ZZXX0185

Playground Rules

ZZXX0195

Description	Item Number	Ages	Space Required	Size	Fall Height	Play Events	Child Capacity*	Install Hours	Weight	ADA	ASTM F1487	CPSC Pub 925	CAN/CSA Z874	EN1176
Playground Safety Audit Kit	ZZXX0050	-	-	-	-	-	-	-	5 lbs (3 kg)					
Custom Signs Single Sided	ZZXX0155	-	-	1' 6" x 0' 2" x 4' 9" (0,46m x 0,05m x 1,45m)	-	-	-	1.5	43 lbs (20 kg)					
Custom Signs Double-Sided	ZZXX0157	-	-	1' 6" x 0' 2" x 4' 9" (0,46m x 0,05m x 1,45m)	-	-	-	1.5	47 lbs (22 kg)					
Risk Management Signs 2-5 Years Old	ZZXX0165	-	-	1' 6" x 0' 2" x 4' 9" (0,46m x 0,05m x 1,45m)	-	-	-	1.5	43 lbs (20 kg)					
Risk Management Signs 5-12 Years Old	ZZXX0175	-	-	1' 6" x 0' 2" x 4' 9" (0,46m x 0,05m x 1,45m)	-	-	-	1.5	43 lbs (20 kg)					
Risk Management Signs 2-12 Years Old	ZZXX0185	-	-	1' 6" x 0' 2" x 4' 9" (0,46m x 0,05m x 1,45m)	-	-	-	1.5	43 lbs (20 kg)					
Risk Management Signs Playground Rules	ZZXX0195	-	-	1' 6" x 0' 2" x 4' 9" (0,46m x 0,05m x 1,45m)	-	-	-	1.5	43 lbs (20 kg)					

*Child capacity numbers provided for your reference using our professional judgment as no current industry standard exists.

All play equipment must be installed over an impact-absorbing surface. +CSA and EN compliant versions available. See your Playworld representative for more information.



Sandbox

- Create your own custom sandbox using 4' (1,22m) Border Timbers
- Hexagonal-shaped sandbox shown (sand not included); color as shown



4 Timbers 5 Timbers 6 Timbers 7 Timbers 8 Timbers

Border Timbers

ZZXX9430


- Keep loose-fill, protective surfacing in place with our cost-effective Border Timbers
- Lightweight, easy-to-install, interlocking Timbers provide an attractive playground surround that's virtually maintenance-free
- The smooth, rounded corners won't pinch small fingers
- Made of UV-stable, black, blow-molded recycled plastic that won't fade, splinter or crack
- Each Border Timber comes complete with a 2-1/2' (0,76m) galvanized-steel installation stake
- Priced in a 4' (1,22m) length; also available in 1' (0,30m) and 2' (0,60m) lengths



Border Timbers End Cap Package

ZZXX9450

- Just what you need to finish your Border Timber surround
- Package includes two end caps & one 2-1/2' (0,76m) galvanized-steel installation stake



Accessible Entry Ramp

ZZXX8905

- Add an accessible entry to your Border Timber playground surround



Wear Mat

ZZXX0038

- Perfect for under the base of slides and under swing seats
- Helps minimize erosion in any high traffic playground area
- Made from polyurethane, resin-bound recycled rubber
- Mats should always be installed under the appropriate depth of loose-fill, impact-absorbing surfacing
- Easy to install, no stakes needed

Description	Item Number	Ages	Space Required	Size	Fall Height	Play Events	Child Capacity*	Install Hours	Weight	ADA	ASTM F1487	CPSA: Pub. 225	CAV/CSA-226.14	EN1176
Border Timbers 1' (0,30m)	ZZXX9409	-	-	1' 4" x 0' 4" x 1' 0" (0,41m x 0,1m x 0,3m)	-	-	-	0.25	6 lbs (3 kg)					
Border Timbers 2' (0,60m)	ZZXX9410	-	-	2' 4" x 0' 4" x 1' 0" (0,71m x 0,1m x 0,3m)	-	-	-	0.25	8 lbs (4 kg)					
Border Timbers 4' (1,22m)	ZZXX9430	-	-	4' 4" x 0' 4" x 1' 0" (1,32m x 0,1m x 0,3m)	-	-	-	0.25	11 lbs (5 kg)					
Border Timbers End Cap Package	ZZXX9450	-	-	0' 3" x 0' 3" x 0' 6" (0,08m x 0,08m x 0,15m)	-	-	-	0.25	5 lbs (3 kg)					
Border Timbers Accessible Entry Ramp	ZZXX8905	-	-	6' 1" x 4' 4" x 0' 12" (1,85m x 1,32m x 0,3m)	-	-	-	1	214 lbs (97 kg)					
Wear Mat	ZZXX0038	-	-	3' 0" x 3' 0" x 0' 2" (0,91m x 0,91m x 0,05m)	-	-	-	0.25	55 lbs (25 kg)					
PVC-Free Sandbox Cover	ZZXX0067	-	-	8' 5" x 4' 5" x 0' 5" (2,57m x 1,35m x 0,13m)	-	-	-	1	2 lbs (1 kg)					

Exercise isn't just about building muscle or losing weight. It also boosts mood, increases energy, and helps you sleep! Our equipment gives people of all ages a fun, easy way to stay healthy and happy.





Fitness & Wellness Systems

- 128 Stretch & Go
- 130 ENERGI™ Prime
- 132 ENERGI™ Jr.
- 134 LifeTrail®

A woman in a pink jacket and dark leggings is running on a track. In the foreground, the legs of another person in dark shorts and shoes are visible, suggesting a group exercise or race. The track is outdoors with a metal fence and a bright sky in the background.

Stretch & Go

Fitness & Wellness Systems

For Everybody, Everywhere

Place it near a playground so adults can exercise while children play. Install it by a walking trail to be used as a warmup or cool down. Position it close to transit stops and businesses to promote healthy activity during daily routines. Stretch & Go fitness products can help everybody, everywhere. These safe, low-impact stretches can help prevent injury, increase range of motion, and reduce tension.



Arm & Shoulder Circles

ZZXX0489

- Use the handles on the disks to turn them
- Rotate inwards or outwards to work the muscles in your shoulders and upper back



The Twister

ZZXX0487

- Step up onto the disk, hold onto the bar, and twist your torso from side to side
- Stretches the lower back and oblique muscles



Recumbent Bike

ZZXX0488

- Ergonomically friendly for lower back
- Natural reclining position targets muscles like glutes for better results



Shoulder Slide

ZZXX0492

- Step into the "U", hold a slider in each hand and slide from sides to front
- Range of motion depends on where you stand
- Turn around to work the back muscles



Jumping Stretch

ZZXX0490

- Measure your flexibility from jump to jump
- Jump and touch the highest point possible on the tower
- Try with each jump to reach farther



The Strider

ZZXX0491

- Hold onto the bar, step onto the pedals, and swing your legs in scissor kicks
- Works the glutes, hips and lower back
- Burns calories without the stress jogging or running puts on joints

Description	Item Number	Ages	Space Required	Size	User Capacity*	Install Hours	Weight						
								ADA	ASTM F1487	CPSC Pub. 325	CAN/CSA-B14	EN 10830	
Stretch & Go Arm & Shoulder Circles	ZZXX0489	13+	11' 0" x 11' 0" (3,35m x 3,35m)	3' 9" x 3' 6" x 4' 9" (1,13m x 1,07m x 1,44m)	2	2	213 lbs (97 kg)	•				•	
Stretch & Go The Twister	ZZXX0487	13+	14' 0" x 11' 0" (4,27m x 3,35m)	4' 6" x 1' 10" x 6' 1" (1,37m x 0,56m x 1,86m)	2	2.5	91 lbs (41 kg)	•				•	
Stretch & Go Recumbent Bike	ZZXX0488	13+	14' 0" x 13' 0" (4,27m x 3,96m)	3' 11" x 3' 0" x 3' 5" (1,2m x 0,92m x 1,05m)	1	2	104 lbs (48 kg)	•				•	
Stretch & Go Shoulder Slide	ZZXX0492	13+	12' 0" x 7' 0" (3,66m x 2,13m)	4' 10" x 4' 11" x 4' 8" (1,47m x 1,49m x 1,43m)	1	2.5	71 lbs (32 kg)	•				•	
Stretch & Go Jumping Stretch	ZZXX0490	13+	9' 0" x 9' 0" (2,74m x 2,74m)	1' 8" x 1' 8" x 10' 6" (0,5m x 0,5m x 3,21m)	1	2.5	274 lbs (125 kg)	•				•	
Stretch & Go The Strider	ZZXX0491	13+	7' 0" x 9' 0" (2,13m x 2,74m)	3' 11" x 1' 12" x 4' 2" (1,18m x 0,6m x 1,27m)	1	2	110 lbs (50 kg)	•				•	

Recommended surfacing is concrete. Information shown is for surface-mount stations. In-ground mount versions available upon request.

*User capacity numbers provided for your reference using our professional judgment as no current industry standard exists.

ENERGI™ Prime

Fitness & Wellness Systems

Play Disguised as a Workout

Fitness is a form of play for many—an integral reason we developed ENERGI™, an outdoor fitness system that combines functional fitness with body-weight training.



Complete 5-Station System AGES: 13+

ENERGI-PR-500-SM

- Features all 5 stations and the welcome sign



Station 1

Static & Dynamic Stretches

ZZXX0089S

- Features 24 stretching exercises that are a perfect beginning and ending to any exercise routine
- Gray platform has a textured, non-slip surface with colored targets for a more dynamic, safe exercise



Station 2

Pulling, Back, Angle Bar & Hurdle Exercises

ZZXX0090S

- Features 24 exercises including the pull-up, chin-up, hurdle dip, and hurdle jump

Description	Item Number	Ages	Space Required	Size	User Capacity*	Install Hours	Weight	ADA	ASTM F1487	CPSC Pub 325	CAH/CISA 2614	EN 16630
ENERGI™ Prime Complete 5-Station System	ENERGI-PR-500-SM	13+	42' 0" x 36' 0" (12,8m x 10,97m)	38' 10" x 30' 2" x 7' 7" (11,84m x 9,2m x 2,32m)	20	13	1325 lbs (601 kg)	•				
ENERGI™ Prime Station 1	ZZXX0089S	13+	12' 10" x 16' 5" (3,91m x 5m)	9' 10" x 6' 0" x 7' 7" (3m x 1,83m x 2,32m)	4	2.5	390 lbs (177 kg)	•			•	
ENERGI™ Prime Station 2	ZZXX0090S	13+	24' 5" x 22' 5" (7,44m x 6,83m)	15' 6" x 16' 5" x 6' 9" (4,72m x 5m x 2,07m)	7	2.5	303 lbs (138 kg)	•			•	



For over 200 ENERGI videos, visit www.youtube.com/user/ENERGIFitness



Station 3
Squat, Dip, Push-Up & Balance Exercises

ZZXX0091S

- Features 24 exercises including the squat, single-leg squat, V-sit, triceps dip, balance beam, and push-up
- Balance bar has a gray, textured, non-slip surface for safety



Station 4
Power & Agility Step Exercises

ZZXX0092S

- Features 24 exercises including the step-up, lateral step-up, V-step and A-step
- Platforms have a gray, textured, non-slip surface for safety



Station 5
Core, Torso & Balance Disc Exercises

ZZXX0093S

- Features 24 exercises including the lunge, plank, sit-up and reverse curl
- Balance disc features only three simple parts for added durability, and a gray, textured, non-slip surface for safety



Welcome Sign

ZZXX0117S

- Welcomes new users to ENERGI Prime and features Fit Tips for all levels
- Available, for an additional fee, as a two-sided custom sign, with your own message and design on the second side. Ideal for promoting your facility or thanking a sponsor!

Description	Item Number	Ages	Space Required	Size	User Capacity*	Install Hours	Weight						
								ADA	ASTM F1487	CPSC Pub. 225	CAW/CSA-Z614	EN 16630	
ENERGI™ Prime Station 3	ZZXX0091S	13+	18' 7" x 21' 4" (6,45m x 4,47m)	12' 5" x 9' 8" x 6' 9" (3,79m x 2,95m x 2,07m)	5	3	228 lbs (104 kg)	•				•	
ENERGI™ Prime Station 4	ZZXX0092S	13+	9' 10" x 12' 10" (3m x 3,91m)	3' 10" x 6' 9" x 6' 9" (1,17m x 2,06m x 2,07m)	2	2	172 lbs (78 kg)	•				•	
ENERGI™ Prime Station 5	ZZXX0093S	13+	21' 2" x 14' 8" (6,45m x 4,47m)	8' 9" x 2' 8" x 6' 9" (2,67m x 0,81m x 2,07m)	2	2	180 lbs (82 kg)	•				•	
ENERGI™ Prime Welcome Sign	ZZXX0117S	13+	2' 0" x 2' 0" (0,61m x 0,61m)	1' 4" x 0' 5" x 6' 1" (0,41m x 0,13m x 1,85m)	-	0.5	41 lbs (19 kg)	•				•	

Recommended surfacing is concrete. Information shown is for in-ground mount stations. Surface-mount versions available upon request.

*User capacity numbers provided for your reference using our professional judgment as no current industry standard exists.

ENERGI™ Jr.

Fitness & Wellness Systems



Complete 7-Station System AGES: 9-14

ENERGI-JR-700-SM

- Features all 7 stations and the welcome sign



Station 1

Static & Dynamic Stretches

ZZXX0447S

- Features 12 stretching exercises that are the perfect beginning and ending to your ENERGI Jr. exercise routine



Station 2

Parallel Bars, Stabilizing & Balance Disc Exercises

ZZXX0449S

- Features 12 exercises including horizontal chin-ups & pull-ups, squats, plank walk, and multiple balance movements
- Balance disc has a gray, textured, non-slip surface for safety
- Alternate version replaces balance disc with balance beam

Station 3

Agility, Fast Feet, & Sit-Up Exercises

ZZXX0450S

- Features 12 exercises including jumping jacks, lateral movements, leg lifts, and various forms of sit-ups
- Platform has a gray, textured, non-slip surface for safety



Station 4

Jumps & Angle Bar Exercises

ZZXX0451S

- Features 12 exercises including travel push-up, step overs, and various forms of jumping exercises
- Platform has a gray, textured, non-slip surface for safety



Description	Item Number	Ages	Space Required	Size	User Capacity*	Install Hours	Weight					
								ADA	ASTM F1487	CPSC Pub. 325	CAN/CSA Z614	EN16630
ENERGI™ Jr. Complete 7-Station System	ENERGI-JR-700-SM	9-14	56' 0" x 39' 0" (17,07m x 11,89m)	44' 5" x 35' 1" x 7' 1" (13,54m x 10,69m x 2,16m)	28	7,25	1169 lbs (531 kg)	•	+	+	+	+
ENERGI™ Jr. Station 1	ZZXX0447S	9-14	10' 0" x 11' 0" (3,05m x 3,35m)	1' 7" x 0' 9" x 7' 1" (0,48m x 0,23m x 2,16m)	4	0,5	50 lbs (23 kg)	•	•	•	•	•
ENERGI™ Jr. Station 2	ZZXX0449S	9-14	17' 0" x 17' 0" (5,18m x 5,18m)	3' 2" x 8' 3" x 7' 1" (0,97m x 2,53m x 2,16m)	4	1	189 lbs (86 kg)	•				
ENERGI™ Jr. Station 3	ZZXX0450S	9-14	13' 0" x 18' 10" (3,96m x 5,74m)	13' 8" x 6' 8" x 7' 1" (4,17m x 2,03m x 2,16m)	4	1,5	229 lbs (104 kg)	•	•	•	•	•
ENERGI™ Jr. Station 4	ZZXX0451S	9-14	11' 0" x 20' 0" (3,35m x 6,1m)	3' 0" x 12' 8" x 7' 1" (0,91m x 3,86m x 2,16m)	4	1	131 lbs (60 kg)	•	•	•	•	•



Station 5

Directional Movement & Seat Exercises

ZZXX0448S

- Features 12 exercises including V-sit, sit-to-stand, running, quick shuffle, and lunges
- For the quick shuffle exercises, users tap the 'clickers' (see inset photo) as they run side-to-side



Station 6

Agility Step, Pull-Ups & Low Hurdles Exercises

ZZXX0452S

- Features 12 exercises including chin-up, pull-up, static hang, lateral hop, and step exercises
- Platform has a gray, textured, non-slip surface for safety



Station 7

High Hurdles, Push-Up & Step Exercises

ZZXX0453S

- Features 12 exercises including hurdle dips, 'T' push-ups, step-up, knee-up, and step-down exercises
- Platform has a gray, textured, non-slip surface for safety



Welcome Sign

ZZXX0459S

- Welcomes new users to the ENERGI Jr. fitness system and features age-appropriate "Fit Tips"



Custom Welcome Sign

ZZXX0458S

- One side features our standard welcome sign, welcoming new users and features fit tips
- The second side will be customized to meet your specific needs
- Ideal for promoting your facility or thanking a sponsor!

Description	Item Number	Ages	Space Required	Size	User Capacity*	Install Hours	Weight					
								ADA	ASTM F1487	CPSC Pub. 325	CAN/CSA-763.14	EN16630
ENERGI™ Jr. Station 5	ZZXX0448S	9-14	19' 0" x 19' 8" (5,79m x 6m)	10' 6" x 10' 6" x 7' 1" (3,2m x 3,2m x 2,16m)	4	0.5	146 lbs (66 kg)	•	•	•	•	•
ENERGI™ Jr. Station 6	ZZXX0452S	9-14	14' 0" x 17' 0" (4,27m x 5,18m)	13' 8" x 6' 8" x 7' 1" (4,17m x 2,03m x 2,16m)	4	1	190 lbs (87 kg)	•	•	•	•	•
ENERGI™ Jr. Station 7	ZZXX0453S	9-14	14' 0" x 15' 0" (4,27m x 4,57m)	2' 2" x 12' 11" x 7' 1" (0,66m x 3,94m x 2,16m)	4	1	176 lbs (80 kg)	•	•	•	•	•
ENERGI™ Jr. Welcome Sign	ZZXX0459S	9-14	2' 0" x 2' 0" (0,61m x 0,61m)	1' 6" x 0' 6" x 7' 1" (0,45m x 0,14m x 2,16m)	-	0.5	47 lbs (22 kg)	•	•	•	•	•
ENERGI™ Jr. Custom Welcome Sign	ZZXX0458S	9-14	2' 0" x 2' 0" (0,61m x 0,61m)	1' 6" x 0' 6" x 7' 1" (0,45m x 0,14m x 2,16m)	-	0.5	47 lbs (22 kg)	•	•	•	•	•

Recommended surfacing is concrete. Information shown is for surface-mount stations. In-ground mount versions available upon request.

*User capacity numbers provided for your reference using our professional judgment as no current industry standard exists.



Why Should Kids Have All the Fun?

Play is a basic human need for people of all ages. So how do we cater to the play needs of older generations? Creating low-impact wellness playgrounds can provide older adults with opportunities for socialization, exercise, and plain old fun!





Studies show that outdoor exercise in a natural environment increases interest in physical activity. It also causes adults to score higher on measures of vitality, enthusiasm and self-esteem, and lower on depression and fatigue.



The LifeTrail Advanced Wellness System was designed in collaboration with a kinesiology and gerontology specialist to:

- Build and maintain flexibility, balance and coordination skills required to perform everyday tasks
- Reduce falls and the risk of serious illnesses
- Boost emotional health—reducing feelings of isolation, tension, depression, and fatigue
- Strengthen cognitive skills and memory



“I had a stroke, which took away control of my right side. LifeTrail uses muscles I don’t ordinarily use, even with my limited mobility and gets me outside with friends. The exercises are really helping me.”

– Maxine Russell



For over 160 LifeTrail videos, visit www.youtube.com/LifetrailAdvanced

LifeTrail Activity Panels



Example of a custom sign



Welcome Sign

ZZLT0066

- Provides helpful instructions on how to use LifeTrail Advanced Wellness System, and how to maintain proper form
- Opportunity to upgrade and customize to promote local sponsors and community initiatives

Inverted Row & Core Exercises

ZZLT0049S

- Strengthens the neck, rear deltoid, abdominal, and scapular retraction muscles, as well as the torso stabilizers, hip abductors, and gluteus medius
- Platform features a gray, non-slip surface for added safety

Hip Lift & Thigh Squeeze Exercises

ZZLT0057S

- Strengthens the hamstrings, glutes, and lower-back muscles
- Builds the hip adductor, pelvic floor, and transversus abdominus muscles
- Lengthens the piriformis muscle
- Platform features a gray, non-slip surface for added safety



Lower-Body Cycling Exercises

ZZLT0047S

- Builds torso, leg, and glute strength, while raising muscle temperature by increasing blood flow to the muscles of the torso and lower body



Push-Up Exercises

ZZLT0050S

- Builds upper-body strength in the arms, chest, and torso; strengthens the muscles in the upper back; and increases arm and shoulder flexibility



Overhead Press

ZZLT0058S

- Extends the shoulders to strengthen the arm, shoulder, and upper-back muscles



Shoulder Stability & Strength Exercises

ZZLT0048

- Strengthens the small muscles that stabilize the shoulder joint, while increasing arm, shoulder, and middle-back muscle strength



Proprioceptive Neuromuscular Facilitation (PNF) Exercises

ZZLT0054S

- Builds coordination and flexibility in diagonal patterns through the shoulder and hip joints
- Strengthens the rotator cuff muscles and facilitates scapular retraction
- Builds the gluteus medius



Stairs Exercises

ZZLT0055S

- Strengthens the hip-stabilizing muscles and stretches the hip flexors while developing single leg strength on linear and lateral planes



Upper-Body Cycling Exercises

ZZLT0046

- Forward and backward circular movements increase muscular temperature; build cardiac endurance; promote joint lubrication; and increase torso, shoulder and arm muscle strength



Squat Exercises

ZZLT0052

- Increases lower-body strength and flexibility in the ankles, hips, and hamstrings
- Builds dynamic flexibility of inner thigh muscles and lateral strength in the hips and legs
- Develops single leg strength, balance, and dynamic flexibility in the hip flexors



Standing Stretches & Yoga Poses

ZZLT0063

- Stretches the obliques and strengthens the muscles of the lower body



Weighted Squat Exercises

ZZLT0053S

- Strengthens legs and hip stabilizers



Tricep Strength & Torso Stability Exercises

ZZLT0056S

- Stretches the oblique and lower-back muscles, while improving spinal rotation, and increasing abdominal, triceps and leg strength



Wobble Board Exercises

ZZLT0051S

- Builds leg strength and hip, knee and ankle flexibility
- Challenges users to evenly distribute weight throughout the joints of their lower body
- Wobble board features a gray, non-slip surface for added safety

Recommended surfacing is concrete. Information shown is for surface-mount stations. In-ground mount versions available upon request.

Wheelchair-Accessible Activity Panels



Stretch Exercises

ZZLT0064

- Series of total body stretches to promote shoulder blade protraction/retraction, lower-back extension, neck rotation, hip abduction, deep belly breathing and more



Overhead Press

ZZLT0058S

- Extends the shoulders to strengthen the arm, shoulder, and upper-back muscles



Tricep Strength & Torso Stability Exercises

ZZLT0062S

- Strengthens the inner thigh, pelvic floor and transversus abdominus muscles
- Stretches the obliques, improves spinal rotation and strengthens the abdominal and tricep muscles



Proprioceptive Neuromuscular Facilitation (PNF) Exercises

ZZLT0061S

- Builds coordination and flexibility in diagonal patterns through the shoulder, while facilitating scapular retraction and strengthening the rotator cuff muscles
- Also includes hamstring leg stretches for those who are able



Upper-Body Cycling Exercises

ZZLT0059

- Increase muscular temperature, build cardiac endurance, promote joint lubrication, and increase torso, shoulder and arm muscle strength



Shoulder Stability & Abdominal Strength Exercises

ZZLT0060

- Strengthens the small muscles that stabilize the shoulder joint, while increasing arm, shoulder, abdominal and middle-back muscle strength

Easy-Order System Packages

LifeTrail® Advanced Wellness

7 Stations w/ Roofs AGES: Older active adults 

LAWS-7000R-SM

- Features 7 three-sided stations
- 3 activity panels per station (15 activity panels and 6 wheelchair-accessible activity panels)
- Multiple exercises per panel, 159 exercises in total

LifeTrail® Advanced Wellness



5 Stations w/ Roofs AGES: Older active adults 

LAWS-5000R-SM

- Features 5 three-sided stations
- 3 activity panels per station (15 activity panels)
- Multiple exercises per panel, 113 exercises in total

Recommended Stations

The following station arrangement is recommended for users to get the most out of every workout. You can also mix and match any of the 21 activity panels (pages 136-138) to create your own stations.

	<i>Top View</i>	Activity Panel 1	Activity Panel 2	Activity Panel 3	Space Required	Weight	Install Hours
STATION 1		Welcome Sign	Lower-Body Cycling Exercises	PNF Exercises	16' 0" x 13' 0" (4,88m x 3,96m)	446 lbs (203 kg)	3.25
Item Number: LAWS-1R-SM							
STATION 2		Hip Lift & Thigh Squeeze Exercises	Push-Up Exercises	Wobble Board Exercises	18' 0" x 15' 0" (5,49m x 4,57m)	443 lbs (201 kg)	3.25
Item Number: LAWS-2R-SM							
STATION 3		Upper-Body Cycling Exercises	Squat Exercises	Tricep Strength & Torso Stability Exercises	14' 0" x 13' 0" (4,27m x 3,96m)	354 lbs (161 kg)	3.25
Item Number: LAWS-3R-SM							
STATION 4		Inverted Row & Core Exercises	Weighted Squat Exercises	Shoulder Stability & Strength Exercises	22' 0" x 16' 0" (6,71m x 4,88m)	560 lbs (254 kg)	4.25
Item Number: LAWS-4R-SM							
STATION 5		Stair Exercises	Overhead Press Exercises	Standing Stretches & Yoga Poses	18' 0" x 21' 0" (5,49m x 6,4m)	696 lbs (316 kg)	4.75
Item Number: LAWS-5R-SM							
STATION 6 (ADA)		PNF & Leg Extension Exercises (ADA)	Tricep Strength & Torso Stability Exercises (ADA)	Upper-Body Cycling Exercises (ADA)	16' 0" x 17' 0" (4,88m x 5,18m)	317 lbs (144 kg)	3.25
Item Number: LAWS-6R-SM							
STATION 7 (ADA)		Overhead Press Exercises (ADA)	Stretch Exercises (ADA)	Shoulder Stability & Strength Exercises (ADA)	21' 0" x 20' 0" (6,4m x 6,1m)	463 lbs (210 kg)	3.75
Item Number: LAWS-7R-SM							

Recommended surfacing is concrete. Information shown is for surface-mount stations. In-ground mount versions available upon request.

Even the littlest details make a huge impact. Complete your space and make guests more comfortable with benches, tables, bike racks and more. Choose from our stylish collections or personalize your own.





Site Furnishings

- 142 Family Furnishings
- 144 Lewisburg Collection
- 145 Heritage Collection
- 146 Maclyn Collection
- 147 Capital Collection
- 148 Mod Collection
- 149 Essentials Furnishings

Family Furnishings

Site Furnishings

Create a friendly, comfortable atmosphere that allows families, friends, and communities to connect. Add these furnishings to make great spaces for conversation, picnics and meet-and-greet spots to watch children play.

COLORS
See Eco-Armor® and Post options
inside back cover

MATERIALS
Table Top, Seats and Posts: steel
Hangers: aluminum



Picnic Table with Tot Seat
ZZXX1288



Curved Bench with Hangers
ZZXX1285



Curved Bench with Storage
ZZXX1286



Curved Toddler Bench
ZZXX1282

Description	Item Number	Size	Install Hours	Weight
Family Furnishings Picnic Table with Tot Seat	ZZXX1288	9' 0" x 5' 5" x 2' 5" (2,74m x 1,65m x 0,74m)	2	320 lbs (145 kg)
Family Furnishings Picnic Table	ZZXX1289	9' 0" x 5' 5" x 2' 5" (2,74m x 1,65m x 0,74m)	2	317 lbs (144 kg)
Family Furnishings Curved Bench with Hangers	ZZXX1285	5' 0" x 2' 6" x 5' 3" (1,53m x 0,76m x 1,6m)	2	89 lbs (40 kg)
Family Furnishings Hanger	ZZXX1290	0' 5" x 0' 2" x 0' 2" (0,13m x 0,05m x 0,05m)	0.25	1 lbs (1 kg)
Family Furnishings Curved Bench with Storage	ZZXX1286	5' 0" x 2' 6" x 2' 0" (1,52m x 0,76m x 0,61m)	2.5	134 lbs (61 kg)
Family Furnishings Curved Toddler Bench	ZZXX1282	5' 0" x 2' 6" x 0' 10" (1,52m x 0,76m x 0,25m)	2	73 lbs (33 kg)



Litter Receptacle with Covers
ZZXX1627



Bike Rack
ZZXX1353



Bollard with Cover
ZZXX1626S



Backless Bench with Covers
ZZXX1625



Bench with Covers
ZZXX1624



Small Curved Bench
ZZXX1283



Large Curved Bench
ZZXX1281



Half Circle Bench
ZZXX1284

Description	Item Number	Size	Install Hours	Weight
Family Furnishings Litter Receptacle with Covers	ZZXX1627	3' 1" x 2' 3" x 2' 9" (0,94m x 0,69m x 0,85m)	1	118 lbs (54 kg)
Family Furnishings Bike Rack	ZZXX1353	6' 5" x 0' 2" x 3' 7" (1,97m x 0,05m x 1,09m)	1	88 lbs (40 kg)
Family Furnishings Bollard with Cover	ZZXX1626S	0' 11" x 0' 11" x 3' 1" (0,28m x 0,28m x 0,95m)	0.5	29 lbs (13 kg)
Family Furnishings Backless Bench with Covers	ZZXX1625	6' 7" x 2' 4" x 1' 5" (2m x 0,72m x 0,42m)	1	138 lbs (63 kg)
Family Furnishings Bench with Covers	ZZXX1624	6' 7" x 2' 3" x 2' 12" (2m x 0,69m x 0,91m)	1	187 lbs (85 kg)
Family Furnishings Small Curved Bench	ZZXX1283	2' 9" x 1' 7" x 1' 6" (0,84m x 0,47m x 0,46m)	1.5	44 lbs (20 kg)
Family Furnishings Large Curved Bench	ZZXX1281	5' 0" x 2' 6" x 1' 6" (1,52m x 0,76m x 0,46m)	2	77 lbs (35 kg)
Family Furnishings Half Circle Bench	ZZXX1284	5' 2" x 2' 7" x 1' 6" (1,56m x 0,78m x 0,46m)	2	97 lbs (44 kg)

Lewisburg Collection

Site Furnishings

Classic styling reimagined with fresh elements like durable aluminum construction that never goes out of style.

EXCLUSIVE COLORS

Super Durable Polyester Powder Coating

Frame/Post/Receptacle:



Textured Black

Seat:



Cherry Wood Grain

MATERIALS

Benches (frame and planks): aluminum

Bike Rack, Bollard, Litter Receptacle: steel & aluminum



Bench
ZZX1590



Backless Bench
ZZX1591



Bike Rack with Covers
ZZX1596S



Bollard with Cover
ZZX1595S



Litter Receptacle
ZZX1594

Description	Item Number	Size	Install Hours	Weight
Lewisburg Bench	ZZX1590	6' 3" x 2' 4" x 2' 8" (1,91m x 0,71m x 0,81m)	3	149 lbs (68 kg)
Lewisburg Backless Bench	ZZX1591	6' 3" x 2' 0" x 1' 11" (1,91m x 0,61m x 0,59m)	2.5	109 lbs (50 kg)
Lewisburg Bike Rack with Covers (Surface Mount)	ZZX1596S	5' 0" x 0' 11" x 3' 3" (1,52m x 0,28m x 0,99m)	1	85 lbs (39 kg)
Lewisburg Bike Rack	ZZX1593	4' 7" x 0' 8" x 3' 3" (1,4m x 0,2m x 0,99m)	1.5	98 lbs (45 kg)
Lewisburg Bike Rack (Surface Mount)	ZZX1593S	4' 11" x 0' 11" x 3' 3" (1,5m x 0,28m x 0,99m)	0.5	80 lbs (37 kg)
Lewisburg Bollard with Cover (Surface Mount)	ZZX1595S	0' 11" x 0' 11" x 3' 3" (0,28m x 0,28m x 0,99m)	0.5	32 lbs (15 kg)
Lewisburg Bollard	ZZX1592	0' 5" x 0' 5" x 3' 2" (0,13m x 0,13m x 0,97m)	1	38 lbs (18 kg)
Lewisburg Bollard (Surface Mount)	ZZX1592S	0' 11" x 0' 11" x 3' 2" (0,28m x 0,28m x 0,97m)	0.5	30 lbs (14 kg)
Lewisburg Litter Receptacle	ZZX1594	2' 5" x 2' 5" x 2' 11" (0,74m x 0,74m x 0,89m)	0.25	112 lbs (51 kg)

Heritage Collection

Site Furnishings

Traditional styling and clean, classic profile suits any location. Create relaxing and comfortable conversation areas. Superior quality and craftsmanship with cleverly concealed hardware.

EXCLUSIVE COLORS

Super Durable Polyester Powder Coating



MATERIALS

Benches: aluminum ends, steel seat & back
Bike Rack, Bollard, Litter Receptacle: steel & aluminum



Bench
ZZXX1570



Backless Bench
ZZXX1572



Bike Rack with Covers
ZZXX1579S



Bollard with Cover
ZZXX1578S



Litter Receptacle
ZZXX1576

Description	Item Number	Size	Install Hours	Weight
Heritage Bench	ZZXX1570	6' 2" x 2' 4" x 2' 9" (1,88m x 0,71m x 0,84m)	0.5	133 lbs (60 kg)
Heritage Backless Bench	ZZXX1572	6' 2" x 1' 10" x 1' 6" (1,88m x 0,56m x 0,46m)	0.5	100 lbs (46 kg)
Heritage Bike Rack with Covers (Surface Mount)	ZZXX1579S	5' 2" x 0' 11" x 3' 1" (1,58m x 0,28m x 0,94m)	1	79 lbs (36 kg)
Heritage Bike Rack	ZZXX1575	4' 8" x 0' 5" x 3' 1" (1,42m x 0,13m x 0,94m)	1.5	92 lbs (42 kg)
Heritage Bike Rack (Surface Mount)	ZZXX1575S	5' 2" x 0' 11" x 3' 1" (1,58m x 0,28m x 0,94m)	0.5	74 lbs (34 kg)
Heritage Bollard with Cover (Surface Mount)	ZZXX1578S	0' 11" x 0' 11" x 3' 1" (0,28m x 0,28m x 0,94m)	0.5	29 lbs (14 kg)
Heritage Bollard	ZZXX1574	0' 5" x 0' 5" x 3' 0" (0,13m x 0,13m x 0,91m)	1	35 lbs (16 kg)
Heritage Bollard (Surface Mount)	ZZXX1574S	0' 11" x 0' 11" x 3' 1" (0,28m x 0,28m x 0,94m)	0.5	27 lbs (12 kg)
Heritage Litter Receptacle	ZZXX1576	2' 0" x 2' 0" x 2' 6" (0,61m x 0,61m x 0,76m)	0.25	78 lbs (36 kg)

Maclyn Collection

Site Furnishings

Add drama and sophistication with these site furnishings that combine beautiful arches and gentle curves—the perfect union for rest or inspired conversation.

EXCLUSIVE COLORS

Super Durable Polyester Powder Coating



MATERIALS

Benches: aluminum ends, steel seat & back
Bike Rack, Bollard, Litter Receptacle: steel & aluminum



Bench
ZZXX1560



Backless Bench
ZZXX1562



Bike Rack with Covers
ZZXX1569S



Bollard with Cover
ZZXX1568S



Litter Receptacle
ZZXX1566

Description	Item Number	Size	Install Hours	Weight
Maclyn Bench	ZZXX1560	6' 2" x 2' 3" x 2' 11" (1,89m x 0,69m x 0,89m)	1	137 lbs (63 kg)
Maclyn Backless Bench	ZZXX1562	6' 2" x 1' 10" x 1' 12" (1,89m x 0,56m x 0,6m)	0.5	108 lbs (49 kg)
Maclyn Bike Rack with Covers (Surface Mount)	ZZXX1569S	5' 2" x 0' 11" x 3' 1" (1,58m x 0,28m x 0,94m)	1	76 lbs (35 kg)
Maclyn Bike Rack	ZZXX1565	4' 8" x 0' 5" x 3' 1" (1,42m x 0,13m x 0,94m)	1.5	89 lbs (41 kg)
Maclyn Bike Rack (Surface Mount)	ZZXX1565S	5' 1" x 0' 10" x 3' 1" (1,55m x 0,25m x 0,94m)	0.5	71 lbs (33 kg)
Maclyn Bollard with Cover (Surface Mount)	ZZXX1568S	0' 11" x 0' 11" x 3' 1" (0,28m x 0,28m x 0,94m)	0.5	29 lbs (14 kg)
Maclyn Bollard	ZZXX1564	0' 5" x 0' 5" x 3' 0" (0,13m x 0,13m x 0,92m)	1	27 lbs (12 kg)
Maclyn Bollard (Surface Mount)	ZZXX1564S	0' 11" x 0' 11" x 3' 0" (0,27m x 0,27m x 0,92m)	0.5	27 lbs (12 kg)
Maclyn Litter Receptacle	ZZXX1566	2' 0" x 2' 0" x 2' 6" (0,61m x 0,61m x 0,76m)	0.25	94 lbs (43 kg)

Simple styling with smooth, rolling lines and rounded edges provides numerous layout options appropriate for a variety of spaces and architectural styles.

EXCLUSIVE COLORS

Super Durable Polyester Powder Coating



MATERIALS

Benches: aluminum ends, steel seat & back
 Bike Rack, Bollard, Litter Receptacle: steel & aluminum



Bench
ZZXX1600



Backless Bench
ZZXX1602



Bike Rack with Cover
ZZXX1609



Bollard with Cover
ZZXX1608S



Litter Receptacle
ZZXX1606

Description	Item Number	Size	Install Hours	Weight
Capital Bench	ZZXX1600	6' 5" x 2' 2" x 2' 8" (1,96m x 0,66m x 0,81m)	1	179 lbs (82 kg)
Capital Backless Bench	ZZXX1602	6' 5" x 2' 1" x 2' 0" (1,96m x 0,63m x 0,61m)	0.5	125 lbs (57 kg)
Capital Bike Rack with Cover	ZZXX1609	4' 10" x 0' 10" x 3' 1" (1,47m x 0,25m x 0,94m)	1	62 lbs (28 kg)
Capital Bike Rack	ZZXX1605	4' 4" x 0' 4" x 3' 1" (1,32m x 0,1m x 0,94m)	1.5	63 lbs (29 kg)
Capital Bike Rack (Surface Mount)	ZZXX1605S	4' 4" x 0' 10" x 3' 0" (1,32m x 0,25m x 0,91m)	0.5	56 lbs (26 kg)
Capital Bollard with Cover (Surface Mount)	ZZXX1608S	0' 10" x 0' 10" x 3' 1" (0,25m x 0,25m x 0,94m)	0.5	24 lbs (11 kg)
Capital Bollard	ZZXX1604	0' 4" x 0' 4" x 3' 1" (0,1m x 0,1m x 0,94m)	1	21 lbs (10 kg)
Capital Bollard (Surface Mount)	ZZXX1604S	0' 10" x 0' 10" x 3' 1" (0,25m x 0,25m x 0,94m)	0.5	21 lbs (10 kg)
Capital Litter Receptacle	ZZXX1606	1' 9" x 1' 9" x 2' 10" (0,52m x 0,52m x 0,86m)	0.25	103 lbs (47 kg)

Mod Collection

Site Furnishings

This collection, with its clean lines, will complement any industrial or modern architectural style, or provide contrast for a distinctive look.

EXCLUSIVE COLORS

Super Durable Polyester Powder Coating



MATERIALS

Benches: aluminum ends, steel seat & back
Bike Rack, Bollard, Litter Receptacle: steel & aluminum



Bench
ZZXX1610



Backless Bench
ZZXX1612



Bike Rack with Covers
ZZXX1619



Bollard with Cover
ZZXX1618S



Litter Receptacle
ZZXX1616

Description	Item Number	Size	Install Hours	Weight
Mod Bench	ZZXX1610	6' 2" x 2' 2" x 2' 11" (1,88m x 0,66m x 0,89m)	1	178 lbs (81 kg)
Mod Backless Bench	ZZXX1612	6' 2" x 1' 11" x 2' 2" (1,88m x 0,59m x 0,66m)	0.5	100 lbs (46 kg)
Mod Bike Rack with Covers	ZZXX1619	4' 11" x 0' 10" x 3' 1" (1,5m x 0,25m x 0,94m)	1	63 lbs (29 kg)
Mod Bike Rack	ZZXX1615	4' 5" x 0' 4" x 3' 1" (1,35m x 0,1m x 0,94m)	1.5	64 lbs (29 kg)
Mod Bike Rack (Surface Mount)	ZZXX1615S	4' 11" x 0' 10" x 3' 1" (1,5m x 0,25m x 0,94m)	0.5	57 lbs (26 kg)
Mod Bollard with Cover (Surface Mount)	ZZXX1618S	0' 10" x 0' 10" x 3' 1" (0,25m x 0,25m x 0,94m)	0.5	24 lbs (11 kg)
Mod Bollard	ZZXX1614	0' 4" x 0' 4" x 3' 1" (0,1m x 0,1m x 0,94m)	1	25 lbs (11 kg)
Mod Bollard (Surface Mount)	ZZXX1614S	0' 10" x 0' 10" x 3' 1" (0,25m x 0,25m x 0,94m)	0.5	21 lbs (10 kg)
Mod Litter Receptacle	ZZXX1616	1' 9" x 1' 9" x 2' 6" (0,53m x 0,53m x 0,76m)	0.25	118 lbs (54 kg)

Essentials Furnishings

Site Furnishings

Durable construction in a variety of colors to suit any need. Some pieces can be customized (see page 151).

COLORS


Frame/Posts: see inside back cover
Table/Seats/Receptacle: as shown

MATERIALS

Table/Seats/Receptacle: recycled plastic
Frame/Posts: steel



Picnic Table
ZZXX9110



Litter Receptacle
ZZXX8020



Backless Bench
ZZXX9020



Permanent Angle Leg Bench
ZZXX9010



Custom Sign Bench
ZZXX1166



Deluxe Park Grill
ZZXX1451

- Tough enough to last for years
- Color as shown



Hypar Shade
ZZXX0810

- Create shade for benches or small play items
- Shade is 10' (3,05m) square
- Post diameter is 5" (0,13m) and 8" (2,44m) in length

Bench sold separately.

Description	Item Number	Size	Install Hours	Weight
Essentials Picnic Table	ZZXX9110	6' 0" x 5' 3" x 2' 8" (1,83m x 1,6m x 0,81m)	1	284 lbs (129 kg)
Essentials Litter Receptacle	ZZXX8020	2' 4" x 2' 4" x 2' 9" (0,71m x 0,71m x 0,84m)	1	105 lbs (48 kg)
Essentials Backless Bench	ZZXX9020	5' 11" x 1' 4" x 1' 4" (1,8m x 0,41m x 0,41m)	0.5	118 lbs (54 kg)
Essentials Permanent Angle Leg Bench	ZZXX9010	6' 0" x 1' 9" x 2' 8" (1,83m x 0,53m x 0,81m)	3	112 lbs (51 kg)
Essentials Custom Sign Bench	ZZXX1166	5' 11" x 1' 10" x 2' 8" (1,81m x 0,56m x 0,81m)	3	113 lbs (52 kg)
Essentials Deluxe Park Grill	ZZXX1451	2' 7" x 1' 8" x 2' 8" (0,79m x 0,51m x 0,81m)	1	83 lbs (38 kg)
Hypar Shade	ZZXX0810	14' 1" x 14' 0" x 11' 6" (4,29m x 4,27m x 3,51m)	8	280 lbs (127 kg)

Essentials Furnishings

Site Furnishings

COLORS

See Eco-Armor® and Post options inside back cover

MATERIALS

Tables, Benches, Litter Receptacle: steel
Dome Lid for Litter Receptacle: plastic




Square Picnic Table
ZZXX1407



Square Tot Table
ZZXX1460



Square Pedestal Picnic Table
Accessible 3-Seat ♿
ZZXX1458



Picnic Table, Accessible 8' (2,44m) ♿
ZZXX1405



Bike Rack (8 openings)
ZZXX1642

Description	Item Number	Size	Install Hours	Weight
Essentials Square Picnic Table	ZZXX1407	6' 5" x 6' 3" x 2' 5" (1,96m x 1,91m x 0,74m)	1	236 lbs (107 kg)
Essentials Square Tot Table	ZZXX1460	5' 8" x 5' 8" x 1' 8" (1,73m x 1,73m x 0,51m)	1	204 lbs (93 kg)
Essentials Square Pedestal Picnic Table Accessible 3-Seat	ZZXX1458	6' 4" x 5' 1" x 2' 5" (1,93m x 1,55m x 0,74m)	1.5	231 lbs (105 kg)
Essentials Square Pedestal Picnic Table 4-Seat	ZZXX1419	6' 4" x 6' 4" x 2' 5" (1,93m x 1,93m x 0,74m)	1.5	258 lbs (117 kg)
Essentials Picnic Table 8' (2,44m)	ZZXX1403	8' 0" x 5' 2" x 2' 5" (2,44m x 1,58m x 0,74m)	1	223 lbs (101 kg)
Essentials Picnic Table 6' (1,83m)	ZZXX1401	6' 0" x 5' 2" x 2' 5" (1,83m x 1,58m x 0,74m)	1	184 lbs (84 kg)
Essentials Picnic Table, Accessible 8' (2,44m)	ZZXX1405	8' 0" x 5' 2" x 2' 5" (2,44m x 1,58m x 0,74m)	1	208 lbs (94 kg)
Essentials Picnic Table Hold Down Kit	ZZXX1409	6' 0" x 1' 2" x 2' 9" (1,83m x 0,36m x 0,84m)	0.25	2 lbs (1 kg)
Essentials Bike Rack (8 openings)	ZZXX1642	4' 10" x 3' 2" x 2' 11" (1,47m x 0,97m x 0,89m)	0.5	81 lbs (37 kg)
Essentials Bike Rack (18 openings)	ZZXX1644	10' 2" x 3' 3" x 2' 11" (3,1m x 0,99m x 0,89m)	1	145 lbs (66 kg)



CUSTOMIZABLE OPTIONS AVAILABLE

Personalize your recreation area with custom letters on our Essentials Litter Receptacle or Bench.



Optional Bench Arm



Litter Receptacle with Dome Lid
ZZX1467

Bench In-ground Mount 6' (1,83m)
ZZX1410

Backless Bench 6' (1,83m)
ZZX1422

Description	Item Number	Size	Install Hours	Weight
Essentials Litter Receptacle with Dome Lid	ZZX1467	2' 5" x 2' 1" x 3' 5" (0,73m x 0,63m x 1,04m)	0.25	60 lbs (28 kg)
Essentials Litter Receptacle	ZZX1414	2' 0" x 2' 0" x 2' 6" (0,61m x 0,61m x 0,76m)	0.25	52 lbs (24 kg)
Essentials Optional Dome Lid	ZZX1417	2' 5" x 2' 1" x 1' 6" (0,73m x 0,63m x 0,46m)	0.25	8 lbs (4 kg)
Essentials Optional Metal Lid	ZZX1418	2' 0" x 2' 0" x 0' 3" (0,62m x 0,62m x 0,08m)	0.25	12 lbs (6 kg)
Essentials 32-Gallon Plastic Container with Lid	ZZX8060	2' 2" x 2' 2" x 2' 7" (0,66m x 0,66m x 0,79m)	0.25	5 lbs (3 kg)
Essentials Bench In-ground Mount 6' (1,83m)	ZZX1410	6' 0" x 2' 0" x 2' 8" (1,83m x 0,61m x 0,81m)	1.5	86 lbs (39 kg)
Essentials Bench In-ground Mount 8' (2,44m)	ZZX1412	8' 0" x 2' 0" x 2' 8" (2,44m x 0,61m x 0,81m)	1.5	102 lbs (47 kg)
Essentials Optional Bench Arm	ZZX1457	5' 0" x 16' 0" x 9' 4" (1,52m x 4,88m x 2,84m)	0.25	6 lbs (3 kg)
Essentials Bench Portable 6' (1,83m)	ZZX1449	6' 0" x 2' 3" x 2' 8" (1,83m x 0,69m x 0,81m)	0.5	86 lbs (39 kg)
Essentials Bench Portable 8' (2,44m)	ZZX1453	8' 0" x 2' 3" x 2' 8" (2,44m x 0,69m x 0,81m)	0.5	102 lbs (47 kg)
Essentials Backless Bench 6' (1,83m)	ZZX1422	6' 0" x 0' 10" x 1' 6" (1,83m x 0,25m x 0,46m)	1.5	50 lbs (23 kg)
Essentials Backless Bench 8' (2,44m)	ZZX1424	8' 0" x 0' 10" x 1' 6" (2,44m x 0,25m x 0,46m)	1.5	58 lbs (26 kg)



When you have specific requirements (or even some wild ideas) our selection of components lets you create the ultimate experience. One part sliding, two parts climbing, a dash of spinning . . . you choose the recipe.



Components

- 154 Custom Playgrounds
- 156 Playground Customization
- 158 Motion Play
- 161 Slides
- 165 Climbers
- 178 Bridges
- 179 Adventure Tubes
- 180 Sensory Play Panels
- 182 Themed Panels
- 184 Skill & Learning Panels
- 187 Puzzle Panels
- 188 Upper Body Activities
- 189 Enclosures & Extras
- 192 Roofs & Flags
- 194 Shade



Shoot for the Stars

Customization can turn an ordinary playground into an extraordinary destination. Playworld's Special Projects Unit will work with you to turn the wildest, conceptual sketches into tangible adventures. From inspiration boards, scale models, and full renderings through to the finished product, they will guide you through building a custom play space.

Designed specifically for a community of air base families, this large rocket-inspired structure features graphic panels, climber fins, and dramatic slides. The smaller structure was designed to resemble the C-17 Globemaster planes that fly out of the base.

So go ahead, dream big. We're up for the challenge. Contact your local Playworld representative for more information.



Playground Customization

Playground Components



Custom Sign Bench

Recycled (faux wood) bench features a sign that's customizable with any letters/graphics to match a themed space or honor someone. Learn more on page 149.

Custom signs and graphics add that special touch—creating personality and telling a story.

Use post tops, banners, custom ground or deck panels, flags and more to add interest and personalize the playground.

If you can imagine it, we can create it—from woodland and fantasy creatures to logos, icons, or your own designs! Beautiful custom details and colors are tightly inlaid for durability. Graphic panels can be double sided and are available in Playworld sheet plastic colors.

Fully customizable printed fiberglass inserts offer limitless possibilities that add detail and color. Add a Crazy Bones Bridge, bench or litter receptacle for even more opportunities to personalize your play space.




Kids' Creations

Duplicate children's artwork to get the whole community involved in customizing your playground.



Nautical & Castle Flags

Transform your playground into a nautical or castle themed adventure. Learn more on page 192.



Custom-Lettered Bench

Add up to 11 letters on a 6' (1,83m) bench, or up to 15 letters on an 8' (2,44m). Learn more on page 151.

Motion Play

Playground Components



AeroGlider™ AGES: 2-12

- Encourages cooperation & teamwork among children

Exterior:

- Sleek, aerodynamic design with customizable 'license plates'
- Unique step platform on both ends for more play and swaying fun
- Back high rails allow adults to help glide and participate in the fun

Interior:

- Full 5' (1,52m) wheelchair turning radius
- Enough room for two wheelchair users to sit side-by-side
- Couches on each end for children and adults to enjoy the ride



Sky Rail AGES: 5-12

- Exhilarating track ride
- Curved track designed to help give kids a head start
- Sturdy plastic handle allows for a firm grip
- Handle swivels to provide a more challenging ride



Cozy Cocoon™ AGES: 2-12

- Fun for all children, but specially designed for those with autism
- Enclosed space for a child to escape to when overstimulated
- Sphere spins
- Interior textures & molded-in features for tactile exploration
- Windows on both sides for adult supervision
- Helpful grips provide easier entrance/exits for child



Vortex AGES: 5-12

- Fun comes full circle while kids stand and spin for a vigorous ride



Drop Zone Tower™ AGES: 5-12

- Step onto the platform to safely 'drop' to the ground, where kids step off and watch it ascend to its original position
- Kids will run back up to take a ride over and over again
- Creates a new level of fun from a 4' (1,22m) or 6' (1,83m) deck



Bouncing Drawbridge AGES: 5-12 

- Add motion to your themed playground
- Bounces up and down but will not catapult like a springboard
- Available for Challengers® only
- Also available in a "non-bounce" version for 2 to 5-year-olds



Monorail AGES: 5-12

- Patented air brakes for a smooth, safe stop
- Cantilever posts clear path for a fluid ride from start to stop
- Available in 10' (3,05m) and 20' (6,10m, shown) lengths



Walk the Plank AGES: 5-12 

- Kids will stand in line to walk the plank!
- Bounces up and down but will not catapult like a springboard
- Available in Challengers® only

Motion Play

Playground Components



Sidewalk AGES: 2-12

- Sections move based on child's weight
- Develops sense of balance, coordination and motor skills



Twister AGES: 5-12

- Kids grab a hold above and use their upper bodies to make crazy twists and turns



Flip Flop™ AGES: 2-12

- Teeter totter with duo seesaw action
- Seats are balanced with diagonal rider
- Pivoting rods prevent sudden drops



U-Bounce AGES: 2-12

- Kids can bounce either seated or standing
- Slip-resistant, shock-absorbing rubber platform for safety



Bounce Button AGES: 5-12

- Range of motion determined by user's weight



Critter Crossing™ AGES: 2-12

- Pivoting beam helps develop balance and leg strength



Nuvo™ 360° Spiral Slide AGES: 2-12

- Corkscrew slide features a one-piece bedway and canopy with molded-in handholds
- Graceful curves and swirls match Nuvo style
- Attaches to 4' (1,32m), 5' (1,52m) and 6' (1,83m) decks



Nuvo™ Double Glide Slide AGES: 2-12

- Each bedway offers a different sliding experience
- Exit areas flare out to provide more room
- Graceful curves and swirls match Nuvo style
- Attaches to a 3' (0,91m) deck



Tube Slide AGES: 2-12

- Segmented for design flexibility
- Choose from an endless variety of Tube Slide configurations
- From 2' (0,61m) to 9' (2,74m) decks



Tube Slide with Window AGES: 2-12

- Clear, durable window faces skyward, allowing light inside tube and assists in adult supervision
- Add one or more straight window sections to your tube slide
- From 2' (0,91m) to 9' (2,7m) decks



90° Glide Slide AGES: 2-12

- Sliding fun all kids will enjoy
- Features a 90° angle
- Attaches to 3' (0,91m) decks

Slides

Playground Components



Slither Slide AGES: 2-12

- Segmented for design flexibility; choose from hundreds of configurations
- From 2' (0,61m) to 9' (2,74m) decks



Nautical Slither Slide AGES: 2-12 

- The flexibility of a Slither Slide with a nautical-themed facade, perfect for any sailor or pirate!
- From 2' (0,61m) to 9' (2,74m) decks
- Available in Challengers® only



Nature Slither Slide AGES: 2-12 

- Children can pretend they are sliding out of their treehouse, racing down a mudslide, or getting carried away on a river current!
- The flexibility of a Slither Slide with a nature-themed facade
- From 2' (0,61m) to 9' (2,74m) decks
- Available in Challengers® only



Sea Serpent Spiral Slide AGES: 2-12 

- A Sea Serpent is approaching your ship; save the ship by leaping into the mouth of the Sea Serpent and sliding to victory
- Kids' imaginations will soar on this slide
- Attaches to 4' (1,22m), 5' (1,52m), and 6' (1,83m) decks
- Available in Challengers® only



Dragon Spiral Slide AGES: 2-12 

- Children will save the kingdom from this fire breathing dragon by leaping into its mouth and sliding to victory
- Kids' imaginations will soar on this slide
- From 4' (1,22m), 5' (1,52m), and 6' (1,83m) decks
- Available in Challengers® only



Castle Slither Slide AGES: 2-12 

- The flexibility of a Slither Slide with a castle-themed facade, perfect for any princess or prince!
- From 2' (0,61m) to 9' (2,74m) decks
- Available in Challengers® only



Wide Glide Slide AGES: 2-12

- 2'6" (0,76m) wide slide builds a sense of discovery
- Attaches to a 3' (0,91m) deck



Roller Slither Slide AGES: 2-12

- Inclusive slide offers a full body, tactile experience for children who are hypo-sensitive to touch
- Super-durable, aluminum rollers make a fun sound that provides auditory and proprioceptive stimulation for children of all abilities
- Add roller sections to any Slither Slide configuration for endless possibilities



Glide Slide AGES: 2-12

- Straight design for a smooth ride
- From 2' (0,61m) to 6' (1,83m) decks



Rumble Seat Slide AGES: 2-12

- Bumpy slide helps build multi-sensory awareness
- Attaches to a 5' (1,52m) deck



Twist and Shout Slide AGES: 2-12

- Curved, textured bedways give a thrilling side-to-side motion
- Attaches to a 4' (1,22m) deck



Zig Zag Slide AGES: 2-12

- Features a zig-zag pattern
- Attaches to a 5' (1,52m) deck

Slides

Playground Components



Tripple Racer Slide™ AGES: 2-12

- Features three slide heights accessible from one deck [one slide bedway at 4' (1,22m), 5'3" (1,60m) and 6'5" (1,98m) heights]
- Attaches to a 4' (1,22m) deck

Under slide climber options also available



Curved Steel Climber



Spine Climber



Sliding Pole AGES: 5-12

- Classic fireman's pole slider
- From 3' (0,91m) to 6' (1,83m) decks



Aluminum Spiral Slide AGES: 2-12

- Heavy-gauge aluminum slide available in 270° (shown) and 360° versions (for Playmakers® only)
- Built "park tough" for longevity



Stalagmites AGES: 5-12

- Kids will love the height and 360° worth of climbing space
- Connects to 2' (0,61m), 3' (0,91m) and 4' (1,22m) decks
- Add one or multiple Stalagmites to your playground



Zig Zag Slide AGES: 5-12

- Designed to simulate a waterfall with molded ridges in "waves" throughout the slide
- Smooth, rounded edges on the slide allow children to control their speed
- Shown with RockBlocks® Arch with Deck



Diagonal Climber AGES: 5-12

- Creates a unique way to access RockBlocks®
- Handles at the top allow for easy transition from climber to deck
- Shown with RockBlocks® Arch with Deck



Hoops Climber AGES: 5-12

- Hoops form an arch for a unique and challenging climb
- Handles at the top allow for easy transition from climber to deck
- Shown with RockBlocks® Arch with Deck



Curved Wall AGES: 5-12

- 90° curved wall slopes from 7' (2,13m) to 5' (1,52m) high
- Available with walk through (shown) or pass through



Straight Wall AGES: 5-12

- 7' (2,13m) tall wall can be flipped end-for-end or upside down



End Wall AGES: 5-12

- Perfect end piece for your RockBlocks® playground
- Features climbing and perching spots
- Available in 5' (1,52m) and 7' (2,13m) tall versions



Connecting Ladder AGES: 5-12

- Joins a 5' (1,52m) wall to a 7' (2,13m) wall, or both ends with the same height
- Circular Tri-Ladder, connecting 3 walls of the same height, also available



90° Wall AGES: 5-12

- 5' (1,52m) tall wall features a 90° curve at one end

Climbers

Playground Components

Branch Out™

- Focal element of the playground, suggesting a tree and vines
- Provides all the play value of trees: climbing, swaying, jumping, relaxing and more
- Connects with three post-and-platform decks [4' (1,22m), 5' (1,52m) and 6' (1,83m)] via different rope features
- Open design allows access from any angle and easy supervision



Branch Out™ with Perf Shade AGES: 5-12

- Durable, vandal-resistant perforated metal shade adds modern aesthetic and protects from UV rays



Branch Out™ with Fabric Shade AGES: 5-12

- Large, removable, one-piece fabric shade blocks 94% of sunlight and withstands 90 mph wind loads without distorting or sagging



Rushmore™ AGES: 5-12


- Play like never before on a single component!
- Only climbing hill structure of its kind in the industry
- Climb. Crawl. Walk. Roll. Weave.
- Prompts creativity, teamwork, and plenty of action
- Features our heavy duty, flexible flex treads
- Attaches between 4' (1,22m) decks

**U.S. Patent 9,220,938*



Single Flex Tread Climber AGES: 5-12

- Single Flex Tread climber available to 4' (1,22m) and 5' (1,52m) decks
- Flexible, textured and strong flex tread



Double Flex Tread Climber AGES: 5-12

- Double Flex Tread climber available to 4' (1,22m) and 5' (1,52m) decks
- Available only in Playmakers®
- Flexible, textured and strong flex treads

Climbers: Nature-Inspired

Playground Components

NEW
2017

Nature-Inspired Components

- Natural colors, shapes, sizes and textures to blend in with surroundings and complete nature-themed play spaces
- Made of glass fiber reinforced concrete (GFRC)—ultra-durable, low-maintenance, and lighter-weight (to minimize shipping fees)
- Stand independently next to structures—no attachments required (except for Bedrock Transfer)
- Various options to accommodate different deck heights, with ability to rotate and position as needed



Bedrock Transfer AGES: 2-12 🌿

- Molded-in handholds assist children of all abilities in climbing
- Accessible stone platform with transfer height of 15" (0,38m)
- Physically connected to a transfer stair



Wood Pile AGES: 5-12 🌿

- Children can scale the fresh cut logs and pretend they're entering a tree house
- Gradual steps facilitate a 3-point climbing stance
- Place next to a structure to access 5' (1,52m) deck



Little Ridge AGES: 5-12 🌿

- Layered rock appearance and molded-in fossils enhance natural quality
- Undefined paths with multiple handholds offer a challenging climb
- Rotate to access multiple decks at different heights (4' [1,22m], 5' [1,52m], 6' [1,83m])



Log Pillar AGES: 2-12 🌿

- Color and texture of real wood facilitates imagination and awakens sensory skills
- Use as freestanding stepper, independently or with other pillars to access a deck
- Available in 12" (0,30m), 18" (0,46m) and 24" (0,61m) heights
- Each pillar sold separately



Stone Pillar AGES: 2-12 🌿

- Color and texture of natural stone provides a rock climber's experience
- Use as freestanding stepper, independently or with other pillars to access a deck
- Available in 12" (0,30m), 18" (0,46m) and 24" (0,61m) heights
- Each pillar sold separately




Stump Climber AGES: 5-12 🌿

- Four connected "wood" stumps of varying height
- Non-linear climbing route provides challenge and opportunity to practice balance
- Place next to a structure to access 4' (1,22m) deck



Oak Trunk AGES: 5-12 🌿

- Kids can pretend to be a woodland creature as they scurry up this tree trunk
- Undefined paths with multiple handholds offer a challenging climb
- Rotate to access multiple decks at different heights (3' [0,91m], 4' [1,22m], 5' [1,52m], 6' [1,83m])



Boulder Climber AGES: 5-12 🌿

- Littlest boulder has defined steps for beginning climbers
- Place next to a structure to access a 3' (0,91m) deck

Climbers: Themed Playground Components



Tree House Climber AGES: 2-12 🌿

- Inspires kids to pretend they're climbing to their own tree house
- Allows for ground-to-deck access from 4' (1,22m) to 8' (2,44m)



Vine Climber AGES: 5-12 🌿

- Children will feel like they are climbing through a thick forest of trees or making their way up a tangle of vines
- Adds tremendous visual appeal to the playground while enhancing the nature theme
- Available to 4' (1,22m), 5' (1,52m) and 6' (1,83m) decks
- Also available in deck-to-deck versions spanning 6' (1,83m) or 10' (3,05m)



Wildwood Climber AGES: 5-12 🌿

- Children will imagine they are climbing the roots of a giant tree or hiding beneath the roots
- Fun molded details include insects and knots, which broaden the opportunity for imaginative play
- Attaches to 4' (1,22m) and 5' (1,52m) decks



PlayWood™ Climber AGES: 5-12 🌿

- Rustic look enhances nature theme adventures
- Attaches to 4' (1,22m), 5' (1,52m) and 6' (1,83m) decks



Spider Web Climber AGES: 5-12 🌿

- Kids can pretend that they have become a superhero with spider-like powers or entangled in a giant net
- Adds a strong visual element that enhances the nature theme of the playground



Castle Wall Climber AGES: 5-12 🏰

- Scale the walls and save the princess, or make a daring escape
- Handholds allow for easy climbing
- Attaches to 6' (1,83m) deck
- Available for Challengers® only



Bow Climber AGES: 5-12 🚢

- Steer your ship through uncharted waters at the captain's wheel
- Look for land with the telescope and chart your course with the navigation map
- Attaches to 4' (1,22m) and 5' (1,52m) decks
- Also available in a version for 2 to 5-year-olds with steel climber
- Available in Challengers® only



Stern Climber AGES: 5-12 🚢

- Complete the look of your ship with this functional and imaginative climber
- Attaches to a 4' (1,22m) deck
- Also available in a version for 2 to 5-year-olds as a balcony
- Available in Challengers® only

Climbers

Playground Components



QuBits™ Block Climber AGES: 2-12

- Block climber sized just right for tots
- Allows kids to easily assume a 3-point climbing stance to ensure balance and a safer climb. Treads on blocks help prevent slips.
- Recessed areas help little hands and feet climb
- Available to 2' (0,61m), 3' (0,91m), and 4' (1,22m) decks



Whirlwind Climbers AGES: 5-12

- Use one or multiple climbers for ground-to-deck access or to connect decks of various heights
- Available for 2' (0,61m), 3' (0,91m), 4' (1,22m), 5' (1,52m) and 6' (1,83m) decks



Rock Climber AGES: 2-12

- Fossil-matching activities on the underside promote gross motor skills
- Connects to 4' (1,22m) decks



GEO Climber AGES: 5-12

- Big, bold design provides a new level of climbing fun
- Curved design increases the challenge level for kids
- Large, sculpted holes are textured to allow for a firmer grip while climbing
- Attaches to 4' (1,22m) and 5' (1,52m) decks



GEO Arch Climber AGES: 5-12

- Aesthetic design updates a playground classic
- Develops hand/eye coordination and increases upper-body strength
- Attaches to 4' (1,22m), 5' (1,52m) and 6' (1,83m) decks



GEO Diagonal Climber AGES: 5-12

- Features a contemporary, aesthetic design
- Develops hand/eye coordination and increases upper-body strength
- Attaches to 4' (1,22m), 5' (1,52m) and 6' (1,83m) decks



GEO Vertical Climber AGES: 5-12

- Vertical path to reach new heights on the playground
- Challenging climber develops hand/eye coordination and increases upper-body strength
- Attaches to 4' (1,22m), 5' (1,52m) and 6' (1,83m) decks



Nuvo™ Twist Climber AGES: 5-12

- Diverse foot- and handholds provide a challenging climb
- Attaches to 3' (0,91m), 4' (1,22m), 5' (1,52m) and 6' (1,83m) decks



Nuvo™ Twine Climber AGES: 5-12

- Scaling the tangled vines enhances pretend play
- Attaches to 3' (0,91m), 4' (1,22m), 5' (1,52m) and 6' (1,83m) decks



Nuvo™ Curvy Climber AGES: 5-12

- Unique curves inspire imaginative play
- Attaches to 3' (0,91m), 4' (1,22m), 5' (1,52m) and 6' (1,83m) decks



Steel Curve Climber AGES: 2-12

- Curved steel climber provides easy access to 4' (1,22m) decks
- Add underneath your Tripple Slide for even more fun



Silo Climber AGES: 2-12

- Classic ladder climber for easy access
- Attaches to 2' (0,61m), 3' (0,91m), 4' (1,22m), 5' (1,52m) and 6' (1,83m) decks



Twisted Steel Climber AGES: 5-12

- Curved design increases the challenge level for children
- Attaches to 6' (1,83m), 7' (2,13m) and 8' (2,44m) decks




Inclined Cliff Hanger® AGES: 2-12

- Encourages safe risk taking
- Attaches to 4' (1,22m) up to 8' (2,44m) decks



Solar Climber AGES: 2-12

- Attaches to 2' (0,61m, Challengers® only), 3' (0,91m), 4' (1,22m), 5' (1,52m) and 6' (1,83m) decks



Upper Silo Climber AGES: 5-12

- Use for a 5' (1,52m) climb between decks

Climbers

Playground Components



Rocky Ridge Climber AGES: 5-12

- Attaches to 5' (1,52m) decks



Deck-to-Deck Climber AGES: 2-12

- Perforated steel, coated with Eco-Armor®; available in 1' 6" (0,46m), 2' (0,61m), 2' 6" (0,76m) and 3' (0,91m) heights



Hopscotch Climber AGES: 2-12

- Grid climber gives kids multiple footing options
- Attaches to 4' (1,22m), 5' (1,52m) and 6' (1,83m) decks



Ribbon Climber AGES: 2-12

- Wavy shape adds perceived movement
- Attaches to 3' (0,91m), 4' (1,22m), 5' (1,52m) and 6' (1,83m) decks



Rope Ladder AGES: 2-12

- Flexible rope adds challenge to the basic ladder climber
- Ground-to-deck climber available to 3' (0,91m), 4' (1,22m), 5' (1,52m) and 6' (1,83m) decks



Rope Net Climber AGES: 5-12

- Promotes safe risk taking
- Attaches to 3' (0,91m) and 4' (1,22m) decks



Rope Ascension AGES: 5-12

- Rope provides dynamic movement and adds challenge
- Ground-to-deck rope climber available to 3' (0,91m), 4' (1,22m) and 5' (1,52m) deck heights

Powered by
Berliner
Berliner Seilfabrik Rope Technology since 1865



Deep Rung Arch Climber AGES: 2-12

- Ergonomically designed; graduated rung depths keep kids safe and upright
- Attaches to 3' (0,91m), 4' (1,22m), 5' (1,52m) and 6' (1,83m) decks



Angled Climber AGES: 5-12

- Use one small and one large climber to connect decks of the same height (4' level only) or different heights
- Small attaches to 2' (0,61m), 3' (0,91m) and 4' (1,22m) decks, and large attaches to 4' (1,22m), 5' (1,52m) and 6' (1,83m) decks



Spiral Climber AGES: 2-12

- Corkscrew-like ladder promotes hand/eye coordination
- Attaches to 3' (0,91m), 4' (1,22m), 5' (1,52m) and 6' (1,83m) decks



Tower Steel Climber AGES: 5-12

- Provides easy access to higher areas of the playground
- Attaches to 6' (1,83m), 7' (2,13m) and 8' (2,44m) decks



Tree Climber AGES: 2-12

- Promotes hand/eye coordination
- Attaches to 3' (0,91m), 4' (1,22m), 5' (1,52m) and 6' (1,83m) decks



Post with Ladder Climber AGES: 5-12

- Side attached ladder is open and presents perceived risk
- Connects to 1' (0,30m), 2' (0,61m), 3' (0,91m) and 4' (1,22m) decks



Beanstalk Climber AGES: 2-12

- Fun, leaf-shaped footholds
- Attaches to 3' (0,91m), 4' (1,22m), 5' (1,52m) and 6' (1,83m) decks



Post-to-PlayWeb® Climber AGES: 5-12

- Connect your playground with PlayWeb®

Climbers: Adventure Series

Playground Components

All Adventure Series components are designed for post attachment only.

Made With Steel



The Duplex AGES: 5-12

- Provides 4 sides to scale as kids work their way around a structure



The Crossover AGES: 5-12

- Part ladder, part traditional monkey bars—this hybrid climber will have kids upside down, right side up and everywhere in between!



The Tri-Junction AGES: 5-12

- Give kids options! This junction will give kids options where they can explore next!
- Provides more design options to branch out in three directions



The Quad Junction AGES: 5-12

- Offers kids the ability to climb both inside and outside
- Can pretend it's a tower to scale!
- Gives you the ability to design your playground in so many different ways!



The Grid AGES: 5-12

- Steel climbing wall with varied climbing pattern provides challenge



The Helix AGES: 5-12

- Creates visual interest as well as increased climbing challenge
- Footings and climbing strategies change as kids move from one end to another



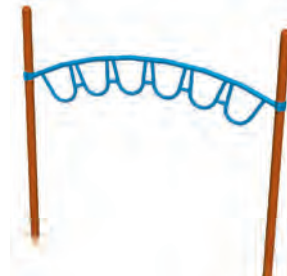
The Wave AGES: 5-12

- Kids climb up to the center point, then down the other side



The Sky Link AGES: 5-12

- Arched rail with loop hand holds creates challenge



The Sky Arch AGES: 5-12

- Upper-body strength builder
- Kids can use in different ways, with different hand grips to work their way across



The Low Arch AGES: 5-12

- Climber with attached double glide that kids can slide down!



The High Arch AGES: 5-12

- Climber offers a glide with upper hand rail for support



The Vertical Wave AGES: 5-12

- Sloping rungs provide challenge as kids climb up

Made With Steel & Rope



The Wall AGES: 5-12

- Not as easy as it looks! Rope netting provides movement—different experience with multiple climbers
- Up, over, around—versatile play and layout possibilities



Rope Link AGES: 5-12

- A unique rope climbing experience that offers something different from a grid
- Ropes provide movement for challenge and a new experience



Made With Steel, Rope & Plastic



The Criss Cross AGES: 5-12

- Playful layout of this climbing net creates 3-D effect on playground
- Themed stumps create opportunity for imaginative play



The Stump Jump AGES: 5-12

- Provides opportunity to practice balance
- Fun, themed component allows their imaginations to run wild



The Outrigger with Stump AGES: 5-12

- For the ultimate outdoor adventure!
- Mix of rope netting with fun stump step feature and RockBlocks® wall for multiple climbing challenges



The Wacky Log AGES: 5-12

- Fun, themed motion component puts their balance skills to the test!
- Multiple kids can play and challenge one another

Climbers: Adventure Series

Playground Components

Made With Steel & Plastic



The Crater Arch AGES: 5-12

- Random placement of hand- and footholds in an arch shape require advanced motor planning skills
- Fun shape with cool plastic insert creates interest



The Crater Wall AGES: 5-12

- Large and small hand- and footholds give kids multiple options to scale the wall
- Gives playground distinctive look



The Arch Climber with Scramble-Up

AGES: 5-12

- Slip resistant plastic with foot treads mimics a hill climbing experience
- Kids can climb up one way and down the other as they begin their adventure!



Slither Slide Arch AGES: 5-12

- Continues the climbing adventure to access the Slither Slide
- Right or left options available



Oval Crater Junction AGES: 5-12

- Gives your playground more of a 3-D presence
- Distinctive junction connector gives kids options to crawl and climb through to the next adventure!
- Mix of plastic, steel rails and Eco-Armor® deck gives playgrounds a special look and feel



Oval Crater Wall AGES: 5-12

- Steel rungs, oval plastic inserts and Eco-Armor® deck create more climbing challenge



Oval Crater Arch AGES: 5-12

- Unique plastic oval combines with steel rails and Eco-Armor® deck for multiple climbing options!



The Crater Ladder AGES: 5-12

- Sheet plastic with variety of hand- and footholds creates a fun climber

Climbers: Deck-to-Deck Playground Components



Canyon Crossing AGES: 5-12

- 6' (1,83m) deck-to-deck rope climber that connects decks of equal height and 12" (0,30m) rise up to 6' (1,83m)



Deck-to-Deck Rope Climber AGES: 5-12

- Promotes balance and coordination
- Available in 6' (1,83m) and 10' (3,05m) lengths that connect decks of equal height



Lily Pods AGES: 5-12

- Fun, moving pods create a walkway from one area to another
- Each Lily Pod is chained to the ground, for extra safety
- Available in straight and 1' (0,30m) rise configurations



Deck-to-PlayWeb® Rope Climber

AGES: 5-12

- Connect your playground with PlayWeb®



Nuvo™ Swerve Climber AGES: 5-12

- Corner-to-corner climber adds an intriguing new challenge to span 6' (1,83m) between decks of equal height at 2' (0,61m), 3' (0,91m) or 4' (1,22m)



Nuvo™ Loop Climber AGES: 5-12

- Offers a variety of fun climbing routes
- Provides deck-to-deck and ground-to-deck access in one climber
- 10' (3,05m) span connects two 4' (1,22m) decks



GEO Deck-to-Deck Climber AGES: 5-12

- Horizontal climbing paths encourage imaginative movement
- Develops hand/eye coordination and increases upper-body strength
- 10' (3,05m) long; connects decks of equal height from 2' (0,61m), 3' (0,91m) and 4' (1,22m)

Bridges

Playground Components



Crazy Bones Bridge AGES: 5-12

- Overhead activity below bridge for added fun
- Available in 6' (1,83m) and 10' (3,05m) Arch Bridges (10' Arch with climber shown), and 6' (1,83m) with either a 1' (0,31m) or 2' (0,61m) rise
- Custom lettering available (inset)
- Available without climber for ages 2-12



Ripple Bridge AGES: 2-12

- Flexible, motion bridge—ripple effect adds even more fun when multiple kids play on it
- Available in 6' (1,83m) and 10' (3,05m) lengths
- Connects decks of equal height from 1' (0,30m) up to 4' (1,22m)



Catwalk AGES: 2-12

- Creates the illusion of risk
- Available in 6' (1,83m, shown) and 10' (3,05m) lengths
- Connects decks of equal height from 1' (0,30m) to 9' (2,74m); between decks with a 1' (0,30m) height difference



Adventure Bridge AGES: 2-12

- Moving bridge shifts as kids cross
- Eco-Armor® coated perforated-steel planks with guardrails for added safety
- Connects decks of equal height at 2' (0,61m), 3' (0,91m) and 4' (1,22m)
- Available in 6' (1,83m) and 10' (3,05m, shown) lengths



Arch Bridge AGES: 2-12

- Available in 6' (1,83m) and 10' (3,05m) lengths
- Connects decks of equal height from 2' (0,61m) up to 9' (2,74m)



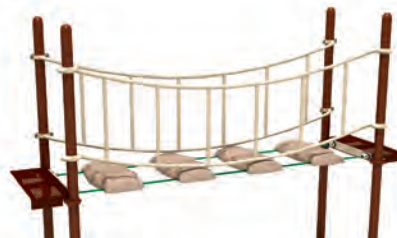
90° Cloud Walk AGES: 2-12

- Textured treads for safer footing
- Available in a 3' (0,91m) rise deck-to-deck version
- Connect decks of equal heights from 2' (0,61m) up to 9' (2,74m)



GEO Arch Bridge AGES: 2-12

- Features a contemporary aesthetic design
- Available in 6' (1,83m) and 10' (3,05m, shown) lengths
- Connects decks of equal heights from 2' (0,61m) up to 9' (2,74m)



Timber Trail Bridge AGES: 5-12

- Flexible, motion bridge with steel handrails and uneven trail planks, which improve kids balance skills
- Available in 6' (1,83m) and 10' (3,05m, shown) lengths; connects decks of equal height from 1' (0,30m) up to 4' (1,22m) decks



PlayWood™ Arch Bridge AGES: 2-12

- Curved design adds woodland appeal to your playground
- Available in 6' (1,83m) and 10' (3,05m, shown) lengths
- Connects decks of equal height from 2' (0,61m) up to 9' (2,74m)



Log Tube AGES: 2-12 

- Children can pretend they are animals of the forest as they climb through the 6' (1,83m) log, using it as a secret passage
- Open holes permit children to see outside while allowing light to pass through.




The Bend AGES: 2-12

- 45° horizontal passageway
- Available in both deck-to-deck (of equal height) and ground-level options 3' 6" (1,07m) long with 1' 11-3/4" (0,60m) tall and wide openings



The Passage AGES: 2-12

- 4' (1,22m) long, straight horizontal passageway
- Available in both deck-to-deck (of equal height) and ground-level options
- 1' 11-3/4" (0,60m) tall and wide openings



The 'S' Turn AGES: 2-12

- 6' (1,83m) long S-shaped, horizontal passageway
- Available in both deck-to-deck (of equal height) and ground-level options
- 1' 11-3/4" (0,60m) tall and wide openings



The 90° Turn AGES: 2-12

- 7' (2,13m) long 90° horizontal passageway
- Available in both deck-to-deck (of equal height) and ground-level options
- 1' 11-3/4" (0,60m) tall and wide openings



The Vertical 'S' Turn AGES: 2-12

- 6' (1,83m) long S-shaped, vertical passageway
- Connects decks with a difference of 3' (0,91m) in height
- Also available in a ground-to-deck version
- 1' 11-3/4" (0,60m) tall and wide openings



The Funnel AGES: 2-12

- Different entrance and exit heights add to the adventure as children move from walking to crawling in this horizontal passageway
- Connects decks of 1' (0,30m) or 2' (0,61m) difference in height
- Also available in ground-to-deck
- 6' (1,83m) long x 1' 11-3/4" (0,60m) wide openings

Sensory Play Panels: KPE (Kid-Powered Energy)

Playground Components



KPE Animal Tunes AGES: 2-12

- Kids spin the knob to hear their favorite jungle and farm animals
- Features six different songs with realistic animal sound effects
- Available in full and half panels, and a post-attachment version



KPE Drive-Away AGES: 2-12

- Kids turn a knob to choose one of five vehicles (car, train, fire truck, boat or spaceship) to drive
- Steer the wheel to power it up; hear music and sounds corresponding to each vehicle
- Dashboard features interactive gadgets including a radio, security alarm, horn and ignition
- Available in full and half panel versions



KPE Rhythm Spinner AGES: 2-12

- Spin the dial to hear one of ten songs; reverse directions to change tune
- Hit the drum pads to play along with the music; each drum pad features a different sound
- Ability to record voice and playback
- Available in full and half panel versions



Half panel version

Post mount version

KPE Nature Sounds AGES: 2-12 

- Kids spin the knob to hear their favorite nature sounds, transporting them and their imagination deep into the forest
- Provides an opportunity to teach kids about nature and science (What does the jungle or a windy day sound like)
- Supports free play and exploration
- Available in full and half panels, and a post-attachment version

Sensory Play Panels: Music Panels

Playground Components



Chimes Banner AGES: 2-12

- Single chime with two different tones



Post Mount Bells AGES: 2-12

- One unique tone for each of the four size bells: 7" (17,78cm), 8" (20,32cm), 9" (22,86cm) and 10" (25,4cm)



Bell Panel AGES: 2-12

- Use attached plastic music notes to ring bells
- Four unique bell tones build auditory awareness
- Ground-level and deck-level versions available



Chime Panel AGES: 2-12

- Built-in spinning mallet rings chime
- Ground-level and deck-level versions available



Horn Panel AGES: 2-12

- Press for two distinct horn noises
- Promotes rhythm, hand/eye coordination and fine motor skills
- Ground-level and deck-level versions available



Drum Panel AGES: 2-12

- Bongo-style drums in varying tones
- Ground-level and deck-level versions available
- Also available as single drum panel to attach to single post

Themed Panels

Playground Components



Nature Hunt Panel AGES: 2-12 

- Kids will love exploring for animal shapes (shown on panel), which are attached to posts throughout the playground
- Provides an opportunity to teach children about nature and science



Tree House Doorway AGES: 2-12 

- Inspires kids to create a hideout or club house
- Supports free play and encourages exploring



Window Planter Panel AGES: 2-12 

- Children can plant seeds and watch them sprout and grow
- Provides an opportunity to teach kids about nature and science



Tree House Barrier AGES: 2-12 

- Looks like a window in a tree house, encouraging kids to pretend play



PlayWood™ Barrier AGES: 2-12 

- Keeps children safe and adds to your nature aesthetics



Magnifying Panel AGES: 2-12 

- Children will pretend to be scientists discovering new plant life, valuable minerals, or never-before-seen insects!
- Encourages exploration; kids will collect items from your playground (leaves, bugs) and examine them using the panel's magnifying lens



Brig Panel AGES: 2-12

- No pirate ship would be complete without its own Brig!
- Barrier completes the look of your ship
- Available in Challengers® only



Drum Cannon Panel AGES: 2-12

- Ready. Aim. Fire! Peek through the window, hold the cannon handles, and aim at the enemy ship
- Pound on the cannon to fire, or even to play your own drum music
- Features a clear, Lexan® window for super-durability
- Available in Challengers® only



Nautical Porthole Panel AGES: 2-12

- Perfect finishing touch for your nautical-themed play structure
- Porthole barrier made of clear, durable Lexan®
- Available in Challengers® only



Sunken Treasure Hunt Panel

AGES: 2-12 

- Turn your playground into a treasure hunt
- Spin the dial and search for the treasures hidden throughout your playground on icons, which are attached to posts
- Treasures include jewels, crown, crest, sword, key, and ring
- Available in Challengers® only




Castle Treasure Hunt Panel

AGES: 2-12 

- Turn your playground into a treasure hunt
- Spin the dial and search for the treasures hidden throughout your playground on icons, which are attached to posts
- Treasures include jewels, crown, crest, sword, key, and ring
- Available in Challengers® only



Castle Window Barrier

AGES: 2-12 

- Aesthetically-appealing brick pattern serves as a barrier to protect children
- Available in Challengers® only




Steering Wheel Half Panel AGES: 2-12

- Kids will have a blast steering the ship with this nautical-theme wheel

Skill & Learning Panels

Playground Components



Whimsy Wheel Panel AGES: 2-5

- Little ones will delight in spinning wheels and sliding knobs on this whimsical panel
- Available in ground-level and deck-level versions for Challengers® only



Garden Panel AGES: 2-5

- Imaginations soar as children slide butterflies through the garden
- Available in ground-level and deck-level versions for Challengers® only



Art Panel AGES: 2-5

- Kids can explore their creative side on this washable, Lexan® panel
- Integrated cup holders for art supplies
- Available in ground-level and deck-level versions for Challengers® only



Window Panel w/ Push Clicker AGES: 2-5

- Young children can look out the window or push the button to “turn on the lights”
- Encourages imaginative role playing
- Available in ground-level and deck-level versions for Challengers® only



Door Panel AGES: 2-5

- Create an entrance to an under-deck hideaway
- Fine motor skills are improved using the rattle knobs
- Available in Challengers® only



Spin Racer Panel AGES: 2-12

- Promotes cognitive development and encourages social interaction



Driver Panel AGES: 2-12

- Spinning knobs move cars around track



Storefront Panel AGES: 2-12

- Encourages role playing, socialization, imaginative and group play



Tic-Tac-Toe Panel AGES: 2-12

- Promotes hand/eye coordination and builds dexterity



ABC/123 Panel AGES: 2-12

- Promotes letter and number recognition
- Builds attention span, cognitive thinking and self-confidence



Find The Way Home Panel AGES: 2-12

- Two-sided, finger-tracing panel promotes cognitive development
- Different maze on each side



Scavenger Hunt Panel AGES: 2-12

- Children will go on a 'Scavenger Hunt' to find icons (shown on panel), which are attached to posts throughout the playground
- Also available to attach to single post



Treasure Tumble Panel AGES: 2-12

- Features a Treasure Tumble (clear cylinder) filled with plastic beads and larger plastic objects to find
- Lists the objects which can be found inside the Treasure Tumble



Slide-n-Learn Panel AGES: 2-12

- Promotes color, number and shape recognition

Skill & Learning Panels: Accessible Playground Components




Airplane Half Panel AGES: 2-12

- Promotes gross and fine motor skills, and hand/eye coordination



Bell Half Panel AGES: 2-12

- Use attached plastic music notes to ring bells
- Two-sided panel promotes auditory awareness



Bugs Half Panel AGES: 2-12

- Promotes gross and fine motor skills, and hand/eye coordination



Driver Half Panel AGES: 2-12

- Promotes imaginative opportunities and gross motor skills



Solar System Half Panel AGES: 2-12

- Promotes gross and fine motor skills, and eye/hand coordination



Maze Half Panel AGES: 2-12

- Builds attention spans, cognitive thinking and a sense of discovery

Step 1: Choose a panel frame



Nuvo™ Panel Frame



Classic Panel Frame

Step 2: Choose an activity



Ball Maze Insert AGES: 2-12

- Metal ball is maneuvered through the maze by rotating the captain's wheel



Catacombs Insert AGES: 2-12

- Rotate and turn the outer ring to maneuver a ball through the maze of catacombs



Construction Insert AGES: 2-12

- Maneuver metal balls into dump trucks, diggers and dozers



Gears Insert AGES: 2-12

- Ball moves through designs as gears rotate and turn



Shifting Sands Insert

AGES: 2-12

- Balls shift as sun shape is spun



Rainbow Insert AGES: 2-12

- Color filters let children see their surroundings in a whole new way and learn about the impact of color



Tactile Insert AGES: 2-12

- Touch and feel the differences in surfaces of various textures



Counting Insert AGES: 2-12

- Sliders help develop basic math skills and encourage neural processes



Move It Insert AGES: 2-12

- Helps develop hand/eye coordination
- Creates the sound of rain when spun, stimulating auditory awareness



Jumble Insert AGES: 2-12

- Spinning ball has surprises hidden among the beads inside
- Spin to find the hamster—now you see him, now you don't!



Fire Truck Panel Insert AGES: 2-12

- Guide the metal ball through the hose from the fire truck to the house and put out the fire

Upper Body Activities

Playground Components



270° Horizontal Loop Ladder

AGES: 5-12

- Kids will use their upper-body strength to navigate the entire loop
- Returns kids to the adjacent side of the same deck
- Decks up to 3' (0,91m)



Chinning/Turning Bar AGES: 2-12

- Builds arm and grip strength
- Easy to attach at any height



Twist 'N Twirl™ AGES: 5-12

- Wheel turns based on kids' movement
- From 1' (0,30m) and 2' (0,61m) decks



Sky Swivels AGES: 5-12

- Wheels turn based on kids' movement
- From 1' (0,30m), 2' (0,61m) and 3' (0,91m) decks



Round-About AGES: 5-12

- Helps develop upper-body strength and coordination
- Installs lower for ground access or higher with an access ladder
- Decks up to 3' (0,91m)



Horizontal Spiral Ladder AGES: 5-12

- 6' (1,83m) length; connect decks of equal height
- Access platforms with the addition of an access ladder
- Installation heights dependent on users and guidelines
- Decks up to 3' (0,91m)



Overhead Ladder with Parallel Bars

AGES: 5-12

- Builds arm and grip strength
- Helps to promote healthy competition
- 10' (3,05m) length



Straight Horizontal Loop Ladder

AGES: 5-12

- 6' (1,83m) or 10' (3,05m) length
- Connects decks of equal height
- Connects to end of deck with the addition of an access ladder
- Installation heights dependent on users and guidelines
- Also available in 'S', 'C' and 90° configurations

Enclosures & Extras

Playground Components



Wheelchair Ramps AGES: 2-12

- Width allows two kids in wheelchairs to sit side-by-side or pass each other
- Easy turn-around prevents 'traffic jams'
- Available in wide and standard widths



Accessible Climber AGES: 2-12

- User-friendly plastic treads
- Facilitates an accessible route to higher elevations



Stepped Platform AGES: 2-12

- Facilitates an accessible route to higher elevations
- Four heights available, 1' (0,30m), 1' 6" (0,46m), 2' (0,61m) and 3' (0,91m)
- For deck-to-deck or ground-to-deck access




Nuvo™ Transfer Station AGES: 2-12

- New design allows children to transfer from both sides
- Unique look adds flair to your Nuvo playground
- Available to 3' (0,91m) and 4' (1,22m) decks



Transfer Station AGES: 2-12

- Provides an accessible route
- Ideal for wheelchair transfer from deck heights of 3' (0,91m) and 4' (1,22m) platforms



Eco-Armor® Decks

- Available in hex, half hex, triangular, half square, and square versions
- Accommodates 4 activities for square-shaped decks and 6 for hex-shaped decks



PlayWood™ Square Deck

- Natural look with textured surface for added slip resistance
- Available in square and hex versions



Eco-Armor® Stairs & Ladder

- Stairs have wider treads for up and down climbing to 2' (0,61m), 3' (0,91m) and 4' (1,22m) decks
- Ladder has narrow treads for ascent only, single handrail and provides access to 5' (1,52m) and 6' (1,83m) decks

Enclosures & Extras

Playground Components



Babble-On AGES: 2-12

- Includes two cast aluminum talk horns with connecting tubes
- Available in ground-level and ground-to-deck versions



Playseat AGES: 2-12

- Ideal for play spaces under decks



Anywhere Seat AGES: 2-12

- Add seating to any 3-1/2" (0,09m) or 5" (0,13m) post



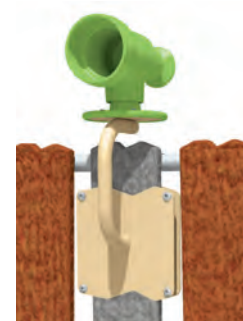
Step Around AGES: 2-12

- Cast aluminum, post-mount stepping stone
- Textured for "sure" footing



Steering Wheel AGES: 2-12

- Easy pretend play add-on for any type of playground; ideal for any of our themed playgrounds.
- Attaches to pipewall, balcony, post and classic insert panels to create a pretend vehicle
- A great inclusive activity



Telescope for PlayWood™ Barrier

AGES: 2-12 🌿

- Easy add-on for increased pretend play value—perfect for a nature or nautical themed playground
- Also available for pipe wall barriers



Bubble Panel AGES: 2-12

- Lexan® bubble offers a fun perspective
- Insert into an oval panel (as shown) to create barrier



Crawl-Thru Panel AGES: 2-12

- Create an entry for under-deck play spaces



GEO Barrier AGES: 2-12

- Keeps children safe and features a contemporary, aesthetic design



GEO Gate AGES: 2-12

- Features a contemporary, aesthetic design
- Only available in Playmakers®



GEO Balcony Deck-to-Boulder
AGES: 2-12

- Allows a child to transfer safely to a Boulder or T-Rex



Barriers AGES: 2-12

- Keeps children safe
- Available in Balcony (shown), and several variations of Pipe Wall Barriers



Sling Seat AGES: 2-12

- Create a cozy spot under decks with this seat
- For use under decks 4' (1,22m) and higher



Pipewall with Lower Telescope
AGES: 2-12

- Designed to keep children safe
- Lower telescope allows smaller children to engage in pretend play (perfect for nautical or nature-themed spaces)
- Available for Challengers® only

Roofs & Flags

Playground Components



Nuvo™ Roof

- Appears to be 'floating' above the playground
- Graceful curves and swirls add fresh appeal



Nuvo™ Swirl Roof

- Roof designed with a skylight
- Graceful curves and swirls add fresh appeal
- Four-post connection



LolliTop™ Roofs

- Can be used on a curved (Challengers®) or straight post
- Choose from small, medium and large sizes
- Mix and match sizes and colors for a fun new look



Corrugated Peak Roof

- Add a rustic touch to your playground
- Made of sturdy, corrugated steel
- Also available as a slant roof
- Both Peak & Slant also available in extended version



Castle Arch

- Create the perfect entrance to your castle-themed playground
- Available in Challengers® only



Castle Cap

- Adds visual interest and height to your play structure
- Turns standard posts into castle spires
- Available in Challengers® only



Castle Flags

- Adds the perfect finishing touch to your castle playground
- Choose from three options shown (Royal Lion, Patch and Crown) or create your own custom castle flag
- Available in Challengers® only



Nautical Flags

- Adds the perfect touch to your nautical playground
- Choose from options shown (Jolly Roger, Captain's Wheel or Anchor) or create your own custom nautical flag
- Available in Challengers® only



Nautical Sail

- Completes the look of your nautical-themed playground
- Each sail sold separately
- Available in Challengers® only



Cabana Roof

- Stylized roof with molded shingles and arched entrances



Camber Half Square Roof

- Use in pairs (shown) or alone to provide economical sun protection
- Underside features outer-space embossing for visual interest



Camber Hex Roof

- Full deck coverage for maximum sun protection



Camber Open Hex Roof

- Shade as much or as little as you like
- Save money while still providing sun protection



Perforated Steel Carnival Roof

- Sturdy, colorful, perforated steel shade
- Available for use with square (shown), extended square, hex and extended hex decks



Hex Cabana Roof

- Same great features as our Cabana Roof but in a hexagonal shape



PlayWood™ Peak Roof

- The perfect finishing touch for your tree house
- Also available as a slant roof
- Both peak and slant also available in extended versions



Tree Tops

- Adds a fun, visual impact to any playground; completes the look and feel of the nature-themed playgrounds
- Available in three versions: tree-topper (small and large sizes), palm, and pine tree



LolliCap

- The perfect finishing touch to complete your playground

Shade

Playground Components

Hat Shade


Fabric:

- Fabric will not distort or sag over time
- Blocks 94% of sunlight
- One-piece design for maximum square feet of coverage
- Knitted fabric from high density polyethylene infused with UV inhibitors
- Designed to withstand wind loads of up to 150 mph (240km/hr) with appropriate footing
- Choice of one fabric color (blue, yellow, beige, green) and one post color

Frame:

- Features a catenary design system that suspends the fabric away from any structural material that may abrade the fabric
- No steel cables at the perimeter to cause failure
- Single point tensioning system ensures easy installation and even tension on fabric
- Choice of one post color

*Hat Shade
XL Square-shaped*



Hat Shade Hex-shaped



Hat Shade Square-shaped

Shade Canopy

Flexible design layout; use one or more canopies over your entire freestanding product or connect to your playground and shade key components

Fabric:

- Available in Medium 16' (4,88m) and Large 20' (6,1m)
- Blocks 94% of sunlight and protects children from harmful UV rays
- Will not distort or sag over time
- One-piece, triangle-shaped design for maximum square feet of coverage
- Knitted fabric from high density polyethylene infused with UV inhibitors
- Designed to withstand wind loads of up to 90 mph (144km/hr) with appropriate footing
- Choice of one color (blue, yellow, beige, or green)

Frame:

- Simple clamp connectors provide for easy installation
- Choice of one post color



Hypar Shade

- Fabric will not distort or sag over time
- Blocks 94% of sunlight
- One-piece design for maximum square feet of coverage
- Knitted fabric from high density polyethylene infused with UV inhibitors
- Designed to withstand wind loads of up to 150 mph (240km/hr) with appropriate footing
- Choice of one fabric color (blue, yellow, beige, green) and one post color
- Frame features a catenary design system that suspends the fabric away from any structural material that may abrade the fabric
- Also available as a freestanding shade





20x20 Mariner Style

- 10' (3 m) entry height
- 90 mph (145 km/hr) wind loads
- 5 lb (2,27 kg) snow load



12x12 Single Post Pyramid Style

- 8' (2,44 m) entry height
- 90 mph (145 km/hr) wind loads
- 5 lb (2,27 kg) snow load



30x30 Hip Style

- 12' (3,66 m) entry height
- 90 mph (145 km/hr) wind loads
- 5 lb (2,27 kg) snow load



USASHADE
& Fabric Structures®

With in-house experts in Design, Engineering, Fabrication, Manufacturing, Project Management and Construction, USA Shade is the leader, the innovator, and the one to trust.

Playworld.com/USA-Shade

Hassle-Free Warranty

For your peace of mind, we offer a Hassle-Free Warranty – the best warranty available – on all of our products, playgrounds and maintenance parts. An item will be replaced hassle-free, if a defect is discovered during a valid warranty period.

Please note: Playworld Systems, Inc. may request photographs to identify the type of maintenance concern and to prevent it from happening in the future.

Limited Warranty: Playworld Systems, Inc. warrants its products to the original customer to be free from structural failure due to defect in materials or workmanship during normal use and installation in accordance with our published specifications. The warranty shall commence on the date of the Playworld Systems, Inc. invoice and terminate at the end of the period stated here (shown right).

The warranty stated is valid ONLY if the products and structures are: erected properly and in conformity with the layout plan and/or installation instructions furnished by Playworld Systems, Inc. using approved parts; maintained and inspected in accordance with Playworld Systems, Inc. instructions; subject to normal use for the purpose for which the goods were designed; not subject to vandalism, misuse, neglect, accident or unauthorized addition or substitution of parts; not moved, in whole or in part, after its initial installation; and not modified, altered, or repaired by persons other than Playworld Systems, Inc. or its designees in any respect which, in the sole judgment of Playworld Systems, Inc., affects the condition or operation of the structures.

This warranty does not cover: 1) cosmetic damage or defects, such as surface scratches, dents, marring, fading, discoloration, corrosion, warping of recycled plastic lumber, and cracking or peeling of Eco-Armor® polyethylene coating; 2) damage due to normal wear and tear; 3) damages due to “Acts of God”, such as hail, flooding, lightning, tornadoes, sandstorms, earthquakes, and wind storms; and 4) damages due to “Environmental Factors”, such as wind-blown sand, salt spray, or airborne emissions from industrial sources.

Limited Warranty Time Periods

- **LIFETIME** on steel and aluminum posts, stainless steel hardware, clamps, deck hangers, post caps, and cast aluminum parts, except as otherwise specified below.
- **25 YEARS** on Spring Mates® aluminum castings.
- **15 YEARS** on all perforated steel decks and stairs, steel rails, stationary weldments, rotationally-molded and sheet plastic components, recycled plastic lumber, roof panels, stainless steel slides, aluminum slide, and PlayWeb® tubular steel parts, except as otherwise specified below by product family type.
- **10 YEARS** on fiberglass signage, shade fabric and components, accessible swing seats, steel-core cable, all Fun Centers™ and FirstPlay™ play structures, and pre-cast PolyFiberCrete® or reinforced concrete products. The warranty for pre-cast concrete products does not cover minor chips, hairline cracks or efflorescence.
- **5 YEARS** on all PlaySimple® play structures; DropZone Tower™; LiveWire Zip Line™; AeroGlider™; Border Timbers™; flex treads; steel coil and C springs; specialty wood and polycarbonate panels; and site amenities including all benches, tables, litter receptacles and bike racks. All motion/moving play components and parts. SMARTE® playground surfaces including impact attenuation characteristics per ASTM F1292-09 as required at time of installation.
- **2 YEARS** on NEOS®, electronic based play products, swing chain, swing clevises, electronic galvanized attachment hardware, molded rubber bumpers; handholds, swing seats, and any other materials not covered above. (*An extended 3-year NEOS parts-only warranty is available for purchase, providing a total coverage of five years.)

For our complete warranty, visit Playworld.com/Warranty or contact your local authorized Playworld Systems, Inc. Representative.

Safety & Standards



CERTIFICATIONS AND SAFETY STANDARDS:
ISO 14001 certification guarantees that Playworld Systems, Inc. meets the highest standards for environmental-responsible manufacturing.



ISO 9001 certification guarantees that Playworld Systems, Inc. meets stringent quality-control standards in manufacturing our play equipment.

The Consumer Product Safety Commission (CPSC) – Look for “CPSC Pub.325” to see Playworld Systems, Inc.’s CPSC-compliant products.

- **CPSIA** – Playworld Systems, Inc.’s products meet or exceed the requirements of the Consumer Products Safety Improvement Act (CPSIA) of 2008.



The European Norm (EN) covers general safety requirements and test methods. Look for “EN1176” to see Playworld Systems, Inc.’s EN-compliant products.



The European RoHS directive restricts the use of six hazardous materials in the manufacture of electronic equipment, and seeks to reduce the amount of hazardous materials entering electronic products. All Playworld Systems, Inc.’s electronic products are RoHS compliant.

- **Singaporean Standard** – Based primarily on the ASTM standards, the Singaporean Standard is widely used throughout Asia.



Playworld Systems, Inc. is a founding member of the **International Play Equipment Manufacturers Association (IPEMA)**, a member-driven

organization whose mission is to assist in providing safe environments for children to play. In the interest of playground safety, IPEMA provides a third-party certification service, whereby a designated independent laboratory, TUV America, validates a participant’s certification of conformance to the following standards:

- **ASTM F1487** – Standard Consumer Safety Performance Specification for Playground Equipment for Public Use
- **CAN/CSA Z614** – Guideline on Children’s Play Spaces and Equipment
- **ASTM F1292** – Standard Specification for Impact Attenuation Under and Around Playground Equipment

The use of the corresponding IPEMA certification logos (shown below) signify that Playworld Systems, Inc. has received written validation from an independent laboratory that the product associated with the use of the logo conforms with the requirements of the indicated standard. Check the IPEMA website (ipema.org) to confirm product validation.



Playworld Systems, Inc. is proud to hold these prestigious designations. For more information regarding the above standards, visit Playworld.com/Standards or contact your local Playworld Systems, Inc. representative.

TERMS OF SALE • PRICES: Prices are subject to change without notice. Unless otherwise stated in writing, all prices are F.O.B. Lewisburg, PA, USA, and shall be exclusive of transportation, insurance, taxes, license fees, customs fees, duties, premiums, fees and other changes. **DESIGN:** Playworld Systems, Inc. continually improves play equipment to better serve our customers and therefore reserves the right to change the design specifications without notice.






Rapid Response Maintenance Parts Program

Your purchase of a Playworld playground means you are receiving the highest quality product in the industry. With that comes superior after-the-sale services and support. If, during the life of your playground, you need to replace a part, your need is our top priority. You can expect a timely response after you submit your request via one of these methods:

- **Online: Playworld.com/Parts**
- **Phone: 800.233.8404 or +1.570.522.9800**

While we support any replacement you might need, below is a quick reference guide to some of the most commonly requested items:



	Description	Item Number	Weight
	Slash-Proof Swing Seat Belt	AMC0005BLK	4 lbs (2 kg)
	Slash-Proof Swing Seat Infant	AMC0006BLK	8 lbs (4 kg)
	Swing Clevis	AAU0047	1 lbs (1 kg)
	Swing Hangers (Single)		
	Fits 2-3/8" (6cm) O.D. Pipes	ZZXX0126	4 lbs (2 kg)
	Fits 3-1/2" (8,9cm) O.D. Pipes	ZZXX0127	5 lbs (3 kg)
	Swing Chain (per 1' or 0,3m)	ZZXX0134	1 lbs (1 kg)
	Tamper-Resistant Bits 7/32"	BAE0914	1 lbs (1 kg)
	Tamper-Resistant Bits 3/8" (TORX®)	BAE0915	1 lbs (1 kg)
	Short Hex Key Wrench 5/32"	BAE0900	1 lbs (1 kg)
	Short Hex Key Wrench 1/8"	BAE0901	1 lbs (1 kg)
	Short Hex Key Wrench 7/32"	BAE0902	1 lbs (1 kg)
	Short Hex Key Wrench 3/16"	BAE0905	1 lbs (1 kg)
	Short Hex Key Wrench 5/16"	BAE0906	1 lbs (1 kg)
	Short Hex Key Wrench 1/4"	BAE0910	1 lbs (1 kg)
	Short Hex Key Wrenches TT 45L	BAE0922	1 lbs (1 kg)





play matters for all kids

KaBOOM! works to bring balanced and active play into the daily lives of all children by creating great places to play, inspiring communities to promote and support play and driving the national discussion about the importance of play in fostering healthy and productive lives.

To learn why **#playmatters** and why cities are embracing **#playability**, visit **kaboom.org** or join the conversation at twitter.com/kaboom or facebook.com/kaboom.



Index

270° Horizontal Loop Ladder.....	188	Challengers® Adventure Awaits.....	45	Essentials Collection.....	149-151
90° Cloud Walk.....	178	Challengers® Ahoy Matey.....	73	EZ-Digger.....	107
90° Glide Slide.....	161	Challengers® Blast Off.....	40	Family Furnishings Collection.....	142-143
Accessible Climber.....	189	Challengers® Boondocks.....	70	FirstPlay™.....	24-25
Action Vehicles.....	93	Challengers® Canyon's Cross.....	76	Flip Flop™.....	99, 160
Adventure Bridge.....	178	Challengers® Caribbean Vibe.....	71	Freddy Firetruck.....	93
Adventure Series Arch Climber w/ Scramble-Up.....	176	Challengers® Castaway Cove.....	73	Fun Centers™.....	26-27
Adventure Series Oval Crater Arch.....	176	Challengers® Discovery Place.....	45	Funky Animals.....	91
Adventure Series Oval Crater Junction.....	176	Challengers® Dragon's Lair.....	72	GEO Arch Bridge.....	178
Adventure Series Oval Crater Wall.....	176	Challengers® Ebb & Flow.....	56	GEO Arch Climber.....	170
Adventure Series Rope Link.....	175	Challengers® Fort Wildwood.....	71	GEO Balcony Deck-to-Boulder.....	191
Adventure Series Slither Slide Arch.....	176	Challengers® Fortitude.....	75	GEO Barrier.....	191
Adventure Series The Crater Arch.....	176	Challengers® Gold Leaf.....	55	GEO Climber.....	170
Adventure Series The Crater Ladder.....	176	Challengers® Hide & Slide.....	42	GEO Deck-to-Deck Climber.....	177
Adventure Series The Crater Wall.....	176	Challengers® High Rise.....	81	GEO Diagonal Climber.....	170
Adventure Series The Criss Cross.....	175	Challengers® Highgarden.....	41	GEO Gate.....	191
Adventure Series The Crossover.....	174	Challengers® Hop, Skip & Slide.....	79	GEO Vertical Climber.....	170
Adventure Series The Duplex.....	174	Challengers® Lookout Park.....	36	Glide Slide.....	102, 163
Adventure Series The Grid.....	174	Challengers® Lumberjack Challenge.....	78	Hat Shade.....	194
Adventure Series The Helix.....	174	Challengers® Minnow.....	41	Heavy Duty Swings.....	101
Adventure Series The High Arch.....	175	Challengers® Nature Outpost.....	38	Heritage Collection.....	145
Adventure Series The Low Arch.....	175	Challengers® Oasis.....	35	Hex Cabana Roof.....	193
Adventure Series The Outrigger with Stump.....	175	Challengers® Off the Grid.....	80	Home Dome.....	108
Adventure Series The Quad Junction.....	174	Challengers® Playcrest.....	62	Hopscotch Climber.....	172
Adventure Series The Sky Arch.....	174	Challengers® Prairie Wagon.....	109	Horizontal Spiral Ladder.....	188
Adventure Series The Sky Link.....	174	Challengers® Rhythm Wall.....	106	Horn Panel.....	106, 181
Adventure Series The Stump Jump.....	175	Challengers® Sensory Center.....	44	Hypar Shade.....	149, 194
Adventure Series The Tri-Junction.....	174	Challengers® Shade Shifter.....	42	Inclined Cliff Hanger®.....	171
Adventure Series The Vertical Wave.....	175	Challengers® Silly Shack.....	44	Infant Fun Centers™.....	24
Adventure Series The Wacky Log.....	175	Challengers® Sky High.....	76	Jumble Gym.....	117
Adventure Series The Wall.....	175	Challengers® Sliding Station.....	37	KPE: Kid Powered Energy.....	90, 180
Adventure Series The Wave.....	174	Challengers® Slither.....	64	Lewisburg Collection.....	144
Adventure Tubes - Components.....	179	Challengers® Super Fun Fort.....	75	LifeTrail® Advanced Wellness System.....	134-139
Adventure Tubes - Freestanding.....	105	Challengers® Swerve.....	59	Lily Pods.....	177
AeroGlider™.....	158	Challengers® The Squire's Fortress.....	72	Listo.....	35
Aluminum Spiral Slide.....	164	Challengers® Timber Towers.....	69	LiveWire Zip Line™.....	96
Angled Climber.....	173	Challengers® Tornado Alley.....	43	Log Hop.....	119
Anywhere Seat.....	190	Challengers® Tree Stand.....	68	Log Tube.....	105
Arch Bridge.....	178	Challengers® Turnabout.....	79	LolliCap.....	193
Arch Swings.....	101	Challengers® Watchtower.....	37	LolliTop™ Roofs.....	192
Babble-On.....	190	Challengers® Wilderness Trail.....	68	Loopy Whoop.....	98
Balance Beams.....	104	Challengers® Wildlife Quest.....	39	Maclyn Collection.....	146
Balance Trax.....	104	Challengers® Woodland Manor.....	66	Maintenance Parts.....	197
Bambino Kiddie Corner.....	34	Chime Panel.....	106, 181	Metro Collection Kuhns' Kourt.....	63
Bambino Playville.....	34	Chimes Banner.....	181	Metro Collection Melrose Place.....	64
Bambino Tot Spot.....	34	Chinning/Turning Bar.....	188	Metro Collection Ocean Drive.....	36
Beanstalk Climber.....	173	Classic Standard Swings.....	100	Metro Collection Times Square.....	65
Bell Panel.....	106, 181	Corrugated Peak Roof.....	192	Metro Collection Unity® Commonwealth.....	63
Bench Boulder.....	120	Cosmic Warp.....	117	Mod Collection.....	148
Bernie Bus.....	93	Cozy Cocoon™.....	98	Mod X Climber.....	121
Bing Boing.....	94	Crawl-Thru Panel.....	191	Monorail.....	99
Border Timbers.....	125	Crazy Bones Bridge.....	178	Moon Rock Climber.....	116
Border Timbers Accessible Entry Ramp.....	125	Critter Crossing™.....	160	Nature Slither Slide.....	162
Boulder Hill Slide.....	102	Cruise Line™.....	96	Nature-Inspired Bedrock Transfer.....	168
Bounce Button.....	99	Custom Lettered Bench.....	151, 157	Nature-Inspired Boulder Climber.....	168
Bouncing Drawbridge.....	159	Custom Sign Bench.....	149, 156	Nature-Inspired Little Ridge.....	19, 168
Bow Climber.....	169	Custom Signs.....	124	Nature-Inspired Log Crawl.....	119
Branch Out.....	166	Deck-to-Deck Climber.....	172	Nature-Inspired Log Pillars.....	19, 119, 168
Bubble Panel.....	191	Deck-to-Deck Rope Climber.....	177	Nature-Inspired Oak Trunk.....	19, 168
Cabana Roof.....	193	Deck-to-PlayWeb® Rope Climber.....	177	Nature-Inspired Stone Pillars.....	119, 168
Camber Half Square Roof.....	193	Deep Rung Arch Climber.....	173	Nature-Inspired Stump Climber.....	19, 168
Camber Hex Roof.....	193	Diggables.....	123	Nature-Inspired Wood Pile.....	19, 168
Camber Open Hex Roof.....	193	Double Flex Tread Climber.....	167	Nautical Flags.....	192
Canyon Crossing.....	177	Dragon Spiral Slide.....	162	Nautical Sail.....	192
Capital Collection.....	147	Drop Zone Tower™.....	159	Nautical Slither Slide.....	162
Castle Arch.....	192	Drum Panel.....	106, 181	NEOS® 360 Accessible.....	89
Castle Boulder.....	120	Drum Set.....	106	NEOS® 360 Original.....	89
Castle Cap.....	192	Duo Seesaws With Backrests.....	95	NEOS® Arc.....	87
Castle Flags.....	192	Duo Seesaws Without Backrests.....	95	NEOS® Wall.....	88
Castle Slither Slide.....	162	Early Childhood T-Swing.....	100	Nucleo.....	94
Castle Treasure Hunt Panel.....	183	Eco-Armor® Decks.....	189	Nuvo™ 360° Spiral Slide.....	102, 161
Castle Wall Climber.....	169	Eco-Armor® Stairs & Ladder.....	189	Nuvo™ Curvy Climber.....	171
Castle Window Barrier.....	183	ENERGI™ Jr.....	132-133	Nuvo™ Double Glide Slide.....	161
Catwalk.....	178	ENERGI™ Prime System.....	130-131	Nuvo™ Loop Climber.....	177

Nuvo™ Roof	192	PlayTown School House	29	Stationary Buttons	104
Nuvo™ Swerve Climber	177	PlayTown Toll Booth	29	Steel Curve Climber	171
Nuvo™ Swirl Roof	192	PlayWeb®	114	Steering Wheel	190
Nuvo™ Transfer Station	189	PlayWood™ Arch Bridge	178	Step Around	190
Nuvo™ Twine Climber	171	PlayWood™ Barrier	182	Stepped Platform	189
Nuvo™ Twist Climber	171	PlayWood™ Peak Roof	193	Stern Climber	169
Overdrive	97	PlayWood™ Square Deck	189	Straight Horizontal Loop Ladder	188
Overhead Ladder with Parallel Bars	188	PlayWood™ Telescope for Barrier	190	Stretch & Go	128-129
Panels: Accessible	186	PlayWood™ Climber	169	Summit Climbers	117
Panels: Puzzle	187	Post Mount Bells	181	Super Dome	116
Panels: Sensory Play & Music	181	Post with Ladder Climber	173	Swing Along	20, 101
Panels: Skill & Learning	184-185	Post-to-PlayWeb® Climber	173	T-Rex Hatched Egg	122
Panels: Themed	182-183	Pup Tent Climber	119	T-Rex Hatching Egg	122
Parallel Bars	103	PVC-Free Sandbox Cover	125	T-Rex Head	122
Perforated Steel Carnival Roof	193	Quattro Seesaws	95	T-Rex Ribs	122
Picnic Boulder	120	QuBits™ Block Climber	170	T-Rex Tail	122
Pipewall with Lower Telescope	191	QuBits™ Cluster 8	108	Talking Bob™	90
Play Fundamentals Compact	80	QuBits™ Knobs	30	Tetherball	103
Play Fundamentals Rise Above	81	QuBits™ Mini Mountains	30	Tetherball Replacement Ball with Rope	103
Play Fundamentals Tower Tour	78	QuBits™ Ridge	31	Tethered Towers	67
PlayCubes™ 1.0	111	Revo	97	The Triple Shoot-Out	103
PlayCubes™ 10.0	52	Ribbon Climber	172	Themed Adventure Tubes	105
PlayCubes™ 4.0	111	Ridge Boulder	120	Tic-Tac-Toe Panel	107
PlayCubes™ 7.0	52	Ripple Bridge	178	Tight Rope	121
PlayCubes™ 8.0SL	53	Risk Management Signs/Playground Rules	124	Timber Trail Bridge	178
Playdozer	109	Rock Climber	170	Tire Swings	101
PlayExpress	109	Rock Log	119	Toss-Up	103
PlayForm 7™	50	RockBlocks® 90° Wall	165	Tower Boulder	120
Playground Safety Audit Kit	124	RockBlocks® Adventure Canyon	118	Tower Steel Climber	173
Playmakers® All-Play	74	RockBlocks® Around the Bend	118	Transfer Station	189
Playmakers® Boondocks	70	RockBlocks® Climbing Tunnel	118	Tree Climber	173
Playmakers® Canyon's Cross	76	RockBlocks® Connecting Ladder	165	Tree House Climber	169
Playmakers® Caribbean Vibe	71	RockBlocks® Corner Rock	118	Tree Tops	193
Playmakers® Clubhouse Junction	70	RockBlocks® Curved Wall	165	Trike Path Signs	28
Playmakers® Ebb & Flow	56	RockBlocks® Diagonal Climber	165	Tripple Racer Slide™	164
Playmakers® Fort Wildwood	71	RockBlocks® End Wall	165	Triumph™ Climbers	116
Playmakers® Fortitude	75	RockBlocks® Hairpin Turn	118	Tube Slide	161
Playmakers® High Rise	81	RockBlocks® Hoops Climber	165	Tube Slide with Window	161
Playmakers® Hop, Skip & Slide	79	RockBlocks® Rocky Ridge	118	Twist 'N Twirl™	188
Playmakers® Lumberjack Challenge	78	RockBlocks® Stalagmites	165	Twist and Shout Slide	102, 163
Playmakers® Off the Grid	80	RockBlocks® Straight Wall	165	Twisted Steel Climber	171
Playmakers® Playcrest	62	RockBlocks® WonderFalls	118	Twister	98
Playmakers® Rooftop Romp	61	RockBlocks® Zig Zag Slide	165	U-Bounce	160
Playmakers® Roundabout	77	Rocky Ridge Climber	172	Unity® Connect UC-1705	59
Playmakers® Sanctuary	69	Roller Slither Slide	163	Unity® Connect UC-1710	58
Playmakers® Sky High	76	Rope Ascension	172	Unity® Connect UC-1725	58
Playmakers® Super Fun Fort	75	Rope Bridge	121	Unity® Connect UC-1745	57
Playmakers® Swerve	59	Rope Climber	121	Unity® Connect UC-1750	57
Playmakers® Thicket	66	Rope Ladder	172	Unity® Connect UC-1755	54
Playmakers® Timber Towers	69	Rope Net Climber	172	Unity® Dome	112
Playmakers® Tree Stand	68	Round-About	188	Unity® Dome Sensory Connections	112
Playmakers® Turnabout	79	Rumble Seat Slide	102, 163	Unity® Hoopla Swing	100
Playmakers® Urban Jungle	60	Sand & Water Tables	107	Unity® Large Canopy	113
Playmakers® Wilderness Trail	68	Sand Studio 6	107	Unity® RockR	94
Playseat	190	Sandbox	125	Unity® Rushmore™	112, 167
PlaySimple® Eagle Summit	83	Sea Serpent Spiral Slide	162	Unity® Slide Climber	102, 113
PlaySimple® Lookout Point	82	Seesaws	95	Unity® Small Canopy	113
PlaySimple® Mega Fun Station	47	Shade Canopy	194	Unity® SpinR	21, 97
PlaySimple® Mega Tunnel Junction	83	Sidewalk	99	Unity® Steppers Large	104
PlaySimple® Mighty Fun Mountain	47	Silo Climber	171	Unity® Steppers Medium	104
PlaySimple® Rock-N-Slide	82	Single Flex Tred Climber	167	Unity® Steppers Small	104
PlaySimple® Simply Play	46	Single Post Swings	100	Unity® Teeter Tunnel™	95
PlaySimple® Tunnel Junction	46	Sky Rail	158	Upper Silo Climber	171
Playspace Idea Barnyard Round-Up	32	Sky Swivels	188	USA Shade	195
Playspace Idea Campground	39	Slash-Proof Swing Seat Belt	197	Vaquero	96
Playspace Idea Fire Rescue	33	Slash-Proof Swing Seat Infant	197	Vine Climber	169
Playspace Idea Westward Ho	32	Sliding Pole	164	Vortex	99, 158
PlayTown Butterfly Climber	108	Sling Seat	191	Walk the Plank	159
PlayTown Fire Hose Climber	28	Slither Slide	162	Wave Rider Seesaw	94
PlayTown Fire House	28	Solar Climber	171	Wear Mat	125
PlayTown Fire Truck	28	Spider Web Climber	169	Wheelchair Ramps	189
PlayTown Flower Climber	108	Spin Cup	98	Whirl-a-Round	97
PlayTown Gas Station	29	Spinami	97	Whirligig	98
PlayTown Music Store	28	Spintastic	98	Whirlwind Climbers	116
PlayTown Nature Station	28	Spiral Climber	173	Wide Glide Slide	163
PlayTown Play House	29	Spring Mates®	93	Wildwood Climber	169
PlayTown Playground	29	Spring Riders	92	Zig Zag Slide	163

The right **COLORS** for your Environment

How will you pick colors for the playground? Rather than choosing colors that “speak to you,” try choosing colors that speak to your environment. Think about regional roots—the climate, seasons, and native flora or fauna. Live up earth tones with a bright splash. Be a color chameleon by selecting metallics for an urban vibe or blues and greens for a coastal feel.

To make it easier, we’ve suggested these complementary color palettes. Don’t see the right colors for your environment? Ask a representative about creating the perfect palette for your play space.



Palette A

- | | |
|---|-----------------|
| 1 | Sky |
| 2 | Blue |
| 3 | Yellow |
| 4 | Tropical Yellow |
| 5 | Blue |
| 6 | Brown |



Palette B

- | | |
|---|----------|
| 1 | Plum |
| 2 | Lime |
| 3 | Lavender |
| 4 | Cobalt |
| 5 | Lime |
| 6 | Brown |





Palette C

- 1 Graystone
- 2 Orange
- 3 Orange
- 4 Black
- 5 Silver
- 6 Brown



Palette D

- 1 Teal
- 2 Red
- 3 Red
- 4 Lime
- 5 Lime
- 6 Brown



Explore with Color.

Below are some of our featured color combinations. Ask your local representative for more information on customizing a color palette that speaks to your unique environment.

Tips & Ideas

Palette E

- 1 Graystone
- 2 Blue
- 3 Cyan
- 4 Brown
- 5 White
- 6 Gray



Palette F

- 1 Orange
- 2 Yellow
- 3 Lime
- 4 White
- 5 Silver
- 6 Brown



Palette G

- 1 Plum
- 2 Beige
- 3 Lime
- 4 White
- 5 Silver
- 6 Brown



Palette H

- 1 Dark Brown
- 2 Beige
- 3 Graystone
- 4 Red
- 5 Silver
- 6 Gray



Palette I

- 1 Green
- 2 Beige
- 3 Graystone
- 4 Forest Green
- 5 Lime
- 6 Brown



Palette J

- 1 Brownstone
- 2 Beige
- 3 Graystone
- 4 Azure
- 5 Teal
- 6 Blue



Group materials by color

Start by choosing a single color for the most prominent material. Then do the same for other less prominent materials. This will help users become familiar faster.



Group activities by color


Use different colors for each group of activities. Give climbers, slides, and sensory panels their own palettes for easy identification.



Enhance visibility

Use bright colors and high-contrast on challenging components that demand precise movements and good coordination.

Select color palettes streamline the ordering process and allow us to provide exceptionally great prices on select product lines.



PlaySimple®



Play Fundamentals




Show your school spirit

Design your palette around your school's colors.

Rotomolded Colors




Component & Post Colors



Two-Color Plastics




Eco-Armor® Colors



Rope Colors



Boulders Colors



Need help visualizing colors?



Download our free Interactive Playground app to bring this playground to life. Change its colors, share it with friends, and save to view it on your own site.

How to get started:

Download our free Interactive Playground app. Be sure to update to the newest version.

Open the app and point the camera at this page, just like you are going to take its picture.

The playground will appear on your screen.

Rotate the playground to see all angles and play with the color palette.



Colors are subject to change without notice. Color swatches are for reference only. For accurate color samples and the most up-to-date specifications consult your local representative. Playworld uses high quality materials and state of the art manufacturing processes. Commercial playgrounds and products are subjected to years of environmental and solar exposure. Such extreme exposure takes its toll on paints and pigments, and all colors will fade over time. So Playworld does not warrant against color fading or discoloration. It is important to properly maintain your playground to ensure its longevity. Depending on environmental conditions at your location, the installation of fabric shade structures may help to delay fading and discoloration.

Your authorized Playworld representative is:



1000 Buffalo Road, Lewisburg, PA 17837-9795 USA
Toll-free: 800.233.8404 Phone: +1.570.522.9800
Playworld.com
© 2017 Playworld Systems, Inc. All rights reserved.



#PlayUnites

Get the 2017 Gallery Book to see new products and ideas for uniting your community in play. Playworld.com/Catalogs.



Printed in the U.S.A.



For everything under the sun.

Turn your play space into a gathering place with our modular, durable, and cost-effective shade products and custom capabilities. To learn more, visit Playworld.com/USA-Shade

